



मा. बाळासाहेब ठाकरे कृषि व्यवसाय व ग्रामीण परिवर्तन (स्मार्ट)

प्रकल्प अंमलबजावणी कक्ष

पणन संचालनालय, महाराष्ट्र राज्य पुणे

3, रा मजला नविन शासकीय मध्यवर्ती इमारत पुणे - 411001

पीवीएक्स-020-26126628/26126785/26114064 फॅक्स-020-26127004/26132401

E mail-dirmkmts@gmail.com

website-www.mahapanan.maharashtra.gov.in

जा.क्र. लेखा/ पणन-८/ स्मार्ट/ IUFR (Q-४)/ 32/२०२३

दि. 21/०४/२०२३

प्रति,

अतिरिक्त प्रकल्प संचालक,

बाळासाहेब ठाकरे कृषी, व्यवसाय

व ग्रामीण परिवर्तन (स्मार्ट)

पुणे-४११०१६

विषय :- दि. ०१.०१.२०२३ ते दि. ३१.०३.२०२३ या कालावधीचा Interim

Unaudited Financial Report (IUFR) for Q-४ सादर करणेबाबत....


संदर्भ :- अतिरिक्त प्रकल्प संचालक यांचे जा.क्र.पीसीएमयु/लेखा/IUFR/६४८/२०२२,


दि. १२/४/२०२२ चे पत्र.


उपरोक्त संदर्भीय विषयानुसार स्मार्ट प्रकल्प अंमलबजावणी कक्ष-पणन संचालनालय कार्यालय स्तरावरील सन २०२२-२३ या आर्थिक वर्षातील (०१.०१.२०२३ ते दि. ३१.०३.२०२३) या कालावधीचा Interim Unaudited Financial Report (IUFR) अहवाल विहित नमुन्यात सादर करण्यात येत आहे.

सोबत : १. Interim Unaudited Financial Report (IUFR) - Q-४

२. बँक स्टेटमेंट - (०१.०१.२०२३ ते दि. ३१.०३.२०२३)

  
Accountant

  
Account officer

  
Nodal Officer  
SMART PIU  
Director of Marketing  
o/c Maharashtra State Pune

Interim Unaudited Financial Report

State of Maharashtra Agri Business & Rural Transformation Project

(IBRD Credit No. IN)

of the Accounting Centre : SMART Project Implementing Unit - Director Of Mar

Statement of Expenditure (Eligible for disbursement through IUFR)

Report for the period from 01.01.2023 to 31.03.2023

IUFR 2

Figures in Rs (Lakhs)

S.No	Particulars	Project Life allocation	Current Quarter	Year to Date	Cumulative till Date
A	Expenditure incurred through Project Funds				
i	Component A-2&3		14.10	33.86	33.86
ii	Component B		-	-	-
iii	Component B - 3 (PCGF Guarantee Fund )		-	-	-
iv	Component C		-	-	-
v	Component D		2.75	8.96	9.03
vi	Eligible Advances		0.51	-	-
	<b>Total Expenditure</b>		<b>17.36</b>	<b>42.82</b>	<b>42.89</b>

Date: 21.04.2023

Date: 21.04.2023

*psmy*

Prepared by: Accountant

*psmy*  
Account Officer  
SMART PIU

Director of Marketing  
Maharashtra State Pune

Approved by: .....

*M. Mahakar*  
Nodal Officer  
SMART PIU

Director of Marketing  
Maharashtra State Pune

**Interim Unaudited Financial Report**  
**State of Maharashtra Agri Business & Rural Transformation Project**  
**(IBRD Credit No. IN)**

**Name of the Accounting Centre : SMART Project Implementing Unit - Director Of Marketing**  
**Statement of Sources and Uses of Funds (Over all Activity Position)**  
**Report for the period from 01.01.2023 to 31.03.2023**

IUFR 3

Figures in Rs (Lakhs)

S.No.	Particulars	Op.PTD	Op.YTD	Current quarter	Year to Date	Cumulative to Date
<b>A</b>	<b>Sources of Funds (A= B+C)</b>	<b>25.58</b>	<b>25.51</b>	<b>17.88</b>	<b>43.33</b>	<b>43.41</b>
<b>B</b>	<b>Opening Balance in Hand*</b>			<b>0.05</b>	<b>-</b>	
<b>C</b>	<b>Receipts</b>	<b>25.58</b>	<b>25.51</b>	<b>17.83</b>	<b>43.33</b>	<b>43.40600</b>
i	Budgetary Grants/ Grants received	25.63	25.56	17.83	43.38	43.46
	Less; Transfer/Surrender	0.05	0.05		0.05	0.05
	Net Budgetary Grants	<b>25.58</b>	<b>25.51</b>	<b>17.83</b>	<b>43.33</b>	<b>43.41</b>
ii	Deposits received(e.g. Security Deposits received, EMD received)	-	-		-	-
iii	Interest Income	-	-		-	-
iv	Other Income	-	-		-	-
<b>D</b>	<b>Uses of Funds (D=E+F+G+H)</b>	<b>25.53</b>	<b>25.46</b>	<b>17.36</b>	<b>42.82</b>	<b>42.89</b>
<b>E</b>	<b>Component A: Enhancing Institutional Capacity to Support Agricultural Transformation</b>	<b>19.76</b>	<b>19.76</b>	<b>14.10</b>	<b>33.86</b>	<b>33.86</b>
	<u>Subcomponent A.1: Enhancing institutional capacity of the Department of Agriculture</u>	-	-	-	-	-
	Good	-	-	-	-	-
	Consultancy	-	-	-	-	-
	Training	0	0	-	-	-
	Others	0	0	-	-	-
	<u>Subcomponent A-2: Enhancing institutional capacity of the Department of Marketing</u>	<b>19.76</b>	<b>19.76</b>	<b>10.57</b>	<b>30.34</b>	<b>30.34</b>
	Good	-	-	-	-	-
	Consultancy	-	-	-	-	-
	Training	0	0	3.96	3.96	3.96
	Others	19.76	19.76	6.61	26.37	26.37
	<u>Subcomponent A-3: Strengthening capacity for reform measures and joint actions</u>	-	-	<b>3.528</b>	<b>3.52788</b>	<b>3.52788</b>
	Good	-	-	-	-	-
	Grants to CBO	-	-	-	-	-
	Consultancy	-	-	-	-	-
	Training	-	-	-	-	-
	Others	0	0	3.528	3.52788	3.52788
<b>F</b>	<b>Component B: Expanding Market Access and Supporting Enterprise Growth</b>					
	<u>Subcomponent B.1: Market Access Support</u>	-	-	-	-	-
	Good	-	-	-	-	-

	Grants to CBO	-	-	-	-	-
	Consultancy	-	-	-	-	-
	Training	0.00	0.000	-	-	-
	Others	0	0	-	-	-
	<b>Subcomponent B.2: Enterprise Development Support</b>	-	-	-	-	-
	Good	0	0	-	-	-
	Grants to CBO	0	0	-	-	-
	Consultancy	0	0	-	-	-
	Training	0	0	-	-	-
	Others	0	0	-	-	-
	<b>Subcomponent B.3: Access to Finance Support</b>	-	-	-	-	-
	Goods	0	0	-	-	-
	Services	0	0	-	-	-
	Trainings	0	0	-	-	-
	PCGF - Guarantee Fund	0	0	-	-	-
	PCGF - Operating Cost	0	0	-	-	-
	Others	0	0	-	-	-
	<b>Subcomponent B.4: Pilot program on Urban Food Systems</b>	0	0	0	0	0
	Good	0	0	-	-	-
	Grants to CBO	0	0	-	-	-
	Consultancy	0	0	-	-	-
	Training	0	0	-	-	-
	Others	0	0	-	-	-
<b>G</b>	<b>Component C: Building Risk Mitigation Mechanisms</b>	-	-	-	-	-
	<b>Subcomponent C.1: Enhanced market information and intelligence services</b>	-	-	-	-	-
	Goods	-	-	-	-	-
	Services	-	-	-	-	-
	Trainings	-	-	-	-	-
	Others	0	0	-	-	-
	<b>Subcomponent C.2: Strengthening the warehouse receipts systems</b>	-	-	-	-	-
	Expenditure	0	0	-	-	-
	Goods	0	0	-	-	-
	Grants to CBO (for details refer IUFR 4)	0	0	-	-	-
	Services	0	0	-	-	-
	Trainings	0	0	-	-	-
	Others	0	0	-	-	-
	<b>Subcomponent C3: Price Risk Management Support</b>	-	-	-	-	-
	Goods	-	-	-	-	-
	Services	-	-	-	-	-
	Trainings	-	-	-	-	-
	Others	0	0	-	-	-
<b>H</b>	<b>Component D: Project Management, Monitoring and Learning</b>	6.28	6.20	2.75	8.96	9.03

	Goods	0	0	-	-	-
	Services	0	0		-	-
	Trainings	0	0		-	-
	Others	6.27597	6.20	2.75	8.95638	9.02911
<b>I</b>	<b>Eligible Advances</b>	(0.51)	(0.51)	0.51	-	-
<b>i</b>	Mobilization advance received/ refunded( Advance supported by Bank Guarantee)	0	0		-	-
<b>ii</b>	Grant to CBO-Advance	0	0		-	-
<b>iii</b>	Less:expenditure	0	0		-	-
<b>iv</b>	Less: Unpaid Deductions	0.51	0.51	(0.50787)	-	-
<b>J</b>	<b>Closing Funds Available at the end of reporting period (A-D)</b>	0.05	0.05	0.51	0.51	0.51
<b>K</b>	<b>Closing Funds as per Books of Accounts</b>	0.05	0.05	0.51	0.51	0.51
<b>i</b>	Closing Bank Balance as per Books of Accounts	0.05	0.05	0.05	0.05	0.05
<b>ii</b>	Add: Advances/Deposits to Suppliers & Others	-	0	0.46	0.46	0.46
<b>L</b>	<b>Difference (J-K)</b>	0.00	0.00	-	(0.00)	-
<b>M</b>	Expenditure Ineligible for Re- imbursement [J(iii) + Retro-period expenses]	-				-
<b>N</b>	<b>Eligible expenditure for claim(D- M)</b>	25.53	25.46	17.36	42.82	42.89

\* Note: Balance as per Central Pool Account managed at PCMU level.

Note: For PIU VSTF, reported expenditure in this IUFR 3 will only include expenditure that flows through the Central Pool Account managed by PCMU. The expenditure incurred out of the seprate bank account maintained for private sector financing will be reported through IUFR 7..

Note: We certify that the above figures are based on the payments made under the SMART project. The necessary supporting documents are retained and available for review.

Date: 21/04/2023

Date: 21.04.2023

Prepared by: Accountant.

Approved by:

Account Officer  
SMART PIU  
Director of Marketing  
Maharashtra State Pune

Nodal Officer  
SMART PIU  
Director of Marketing  
Maharashtra State Pune

**SMART PIU DoM**

**CA.5) Project Expenditure**

Group Summary

1-Apr-22 to 31-Mar-23

Page 1

Particulars	Opening Balance	Nett	Closing Balance
		Transactions	
<b>CA.5.3) Eligible Expenditure for WB financing</b>	<b>7,273.00 Dr</b>	<b>42,81,891.00 Dr</b>	<b>42,89,164.00 Dr</b>
CA.5.3.A2) Enhancing Institutional capacity of the Department of Marketing		30,33,645.00 Dr	30,33,645.00 Dr
CA.5.3.A2.1) Investment Costs-Enhancing Institutional capacity of the Department of Marketing		30,33,645.00 Dr	30,33,645.00 Dr
CA.5.3.A2.1.a) Enhanced Regulatory Effectiveness		6,620.00 Dr	6,620.00 Dr
CA.5.3.A2.1.a.1) Outreach activities on Market Reform & Regulations		6,620.00 Dr	6,620.00 Dr
CA.5.3.A2.1.a.1) Outreach activities on Market Reform & Regulations		6,620.00 Dr	6,620.00 Dr
CA.5.3.A2.1.b) Training and Capacity Building of APMC Staff		3,96,480.00 Dr	3,96,480.00 Dr
CA.5.3.A2.1.b.11) Exposure visits within state for APMC Staff		99,120.00 Dr	99,120.00 Dr
CA.5.3.A2.1.b.11) Exposure visits within state for APMC Staff		99,120.00 Dr	99,120.00 Dr
CA.5.3.A2.1.b.8) Conducting training workshop for APMC staff		2,97,360.00 Dr	2,97,360.00 Dr
CA.5.3.A2.1.b.8) Conducting training workshop for APMC staff		2,97,360.00 Dr	2,97,360.00 Dr
CA.5.3.A2.1.c) Monitoring and Report on Market Functioning		713.00 Dr	713.00 Dr
CA.5.3.A2.1.c.16) Training workshop on market health indicator to stakeholders		713.00 Dr	713.00 Dr
CA.5.3.A2.1.c.16) Training workshop on market health indicator to stakeholders		713.00 Dr	713.00 Dr
CA.5.3.A2.1.e) Recurrent cost Enhancing Institutional capacity of the Department of Marketing		26,29,832.00 Dr	26,29,832.00 Dr
CA.5.3.A2.1.e.20) Technical Officer (capacity building) - Dept of Mktg		15,20,671.00 Dr	15,20,671.00 Dr
Rajendra T. Palekar		15,20,671.00 Dr	15,20,671.00 Dr
CA.5.3.A2.1.e.21) Technical Officer (EoDB and Grievances) - Dept of Mktg		11,09,161.00 Dr	11,09,161.00 Dr
Shahuraj Hire		11,09,161.00 Dr	11,09,161.00 Dr
CA.5.3.A3) Strengthening capacity for reform measures and joint actions		3,52,788.00 Dr	3,52,788.00 Dr
CA.5.3.A3.1) Technical support for reforms unit (Dept.of Marketing)		3,52,788.00 Dr	3,52,788.00 Dr
CA.5.3.A3.1.1) Investment Costs-Strengthening capacity for reform measures and joint actions		3,52,788.00 Dr	3,52,788.00 Dr
CA.5.3.A3.1.1.1) Hiring of expert for technical unit (statistician, IT, reform) - Dept of Mktg		3,52,788.00 Dr	3,52,788.00 Dr
CA.5.3.A3.1.1.1) Hiring of expert for technical unit (statistician, IT, reform) - Dept of Mktg		3,52,788.00 Dr	3,52,788.00 Dr
CA.5.3.D) Project Management Monitoring & Learning	7,273.00 Dr	8,95,458.00 Dr	9,02,731.00 Dr
CA.5.3.D2) Recurrent Costs (PCMU/PIU/RIU/DIU)	7,273.00 Dr	8,95,458.00 Dr	9,02,731.00 Dr
CA.5.3.D2.2) Contractual Staff Salary (PCMU/PIU/RIU/DIU)		8,66,373.00 Dr	8,66,373.00 Dr
CA.5.3.D2.2) Contractual Staff Salary (PCMU/PIU/RIU/DIU)		6,48,568.00 Dr	6,48,568.00 Dr
Sainik Intelligence & Security Pvt. Ltd.		2,17,805.00 Dr	2,17,805.00 Dr
CA.5.3.D2.4) Admin and operating cost (PCMU/ PIU/ RIU/ DIU)	7,273.00 Dr	29,085.00 Dr	36,358.00 Dr
Bank Charges & Commission	7,273.00 Dr		7,273.00 Dr
CA.5.3.D2.4) Admin and operating cost (PCMU/ PIU/ RIU/ DIU)		28,085.00 Dr	28,085.00 Dr
N R Goyanka & Associates		1,000.00 Dr	1,000.00 Dr
<b>Grand Total</b>	<b>7,273.00 Dr</b>	<b>42,81,891.00 Dr</b>	<b>42,89,164.00 Dr</b>

  
 Noda Officer  
 SMART PIU  
 Director of Marketing  
 Maharashtra State Pune