

81

I

State of Maharashtra Agri Business & Rural Transformation Project
(IBRD Credit No.90310-IN)

Statement of Sources and Uses of Funds (Over all Activity Position)
Report for the period from 1-Apr-22 To 30-Jun-22

SMART DIU RATNAGIRI

Figures in RS.

S-r.	Particulars	Cumulative till date 1-Apr-18 to 31-Mar -22	For the Quarter 1 -Apr-22 to 30-Jun-22	Year till date 1-Apr -22 to 30-Jun-22	Cumulative till date 1-Apr-18 to 30-Jun -22
A	Sources of Funds (A= B +C)				
B	Opening Balance in Hand*				
C	Receipts				
i	Budgetary Grants/ Grants received (Net i.e.after transfer to accounting centers)				
	Less:Surrender/Transfer (under Budgetary Grants/ Grants received (Net i.e. after transfer to accounting centers))				
	Net Budgetary Grants				
ii	Receipts from Contractor				
iii	Interest Income				
iv	Other Income				
D	Uses of Funds (D=E+F+G +H+I+M)				
E	Component A: Enhancing Institutional Capacity to Support Agricultural Transformation				
	Subcomponent A.1: Enhancing institutional capacity of the Department of Agriculture				
	Goods				
	Consultancy				
	Training				
	Other				
	Subcomponent A-2: Enhancing institutional capacity of the Department of Marketing				
	Goods				
	Consultancy				
	Training				
	Other				

S-r.	Particulars	Cumulative till date 1-Apr-18 to 31-Mar -22	For the Quarter 1 -Apr-22 to 30-Jun-22	Year till date 1-Apr -22 to 30-Jun-22	Cumulative till date 1-Apr-18 to 30-Jun -22
	Subcomponent A-3: Strengthening capacity for reform measures and joint actions				
	Goods				
	Grant to CBO				
	Consultancy				
	Training				
	Other				
F	Component B: Expanding Market Access and Supporting Enterprise Growth				
	Subcomponent B.1: Market Access Support				
	Goods				
	Grant to CBO				
	Consultancy				
	Training				
	Other				
	Subcomponent B.2: Enterprise Development Support				
	Goods				
	Consultancy				
	Training				
	Other				
	Subcomponent B.3: Pilot program on Urban Food Systems				
	Goods				
	Grant to CBO				
	Consultancy				
	Training				
	Other				
	Subcomponent B.4: Access to Finance Support				
	Goods				
	Consultancy				
	Training				
	PCGF - Guarantee Fund				
	PCGF - Operating Cost				
	Other				
G	Component C: Building Risk Mitigation Mechanisms				

S-r.	Particulars	Cumulative till date 1-Apr-18 to 31-Mar -22	For the Quarter 1 -Apr-22 to 30-Jun-22	Year till date 1-Apr -22 to 30-Jun-22	Cumulative till date 1-Apr-18 to 30-Jun -22
	Subcomponent C.1: Enhanced market information and intelligence services				
	Goods				
	Consultancy				
	Training				
	Other				
	Subcomponent C.2: Strengthening the warehouse receipts systems				
	Goods				
	Grant to CBO				
	Consultancy				
	Training				
	Other				
	Subcomponent C3: Price Risk Management Support				
	Goods				
	Grant to CBO				
	Consultancy				
	Training				
	Other				
H	Component D: Project Management, Monitoring and Learning				
	Goods				
	Consultancy				
	Training				
	Other				
I	Eligible Advance				
i	Eligible Advance - Mobilization advance received/ refunded (Advance supported by Bank Guarantee)				
ii	Gross Grants To CBO (Tranches)				
	Less : Exp / Return				
	Net Grants To CBO				
iii	Unpaid Deductions				
J	Closing Funds Available at the end of reporting period (A-D)				
K	Closing Funds as per Books of Accounts				
i	Closing Balance in Hand*				


S-r.	Particulars	Cumulative till date 1-Apr-18 to 31-Mar -22	For the Quarter 1 -Apr-22 to 30-Jun-22	Year till date 1-Apr -22 to 30-Jun-22	Cumulative till date 1-Apr-18 to 30-Jun -22
ii	Advances to Suppliers & Others				
	Advances to Suppliers & Others - Advance to Staff (Unadjusted)				
	Advances to Suppliers & Others - Security Deposit - Electricity				
	Advances to Suppliers & Others - Security Deposit - Office Premises				
L	Difference (J-K)				
M	Ineligible Advance for WB financing				
N	Eligible expenditure for claim(D-M)				

* Note: We certify that the above figures are based on the payments made under the SMART project. The necessary supporting documents are retained and available for review.

Date: 26/09/2023


लेखापाल
डि.आय.यु. स्मार्ट, रत्नागिरी

Prepared By



प्रमुख, जिल्हा अंमलबजावणी कक्ष
स्मार्ट, रत्नागिरी

Approved By

9 II

State of Maharashtra Agri Business & Rural Transformation Project
 (IBRD Credit No.90310-IN)
 Statement of Sources and Uses of Funds (Over all Activity Position)
 Report for the period from 1-Jul-22 To 30-Sep-22
SMART DIU RATNAGIRI

Figures in RS.

S-r.	Particulars	Cumulative till date 1-Apr-18 to 30-Jun-22	For the Quarter 1-Jul-22 to 30-Sep-22	Year till date 1-Apr-22 to 30-Sep-22	Cumulative till date 1-Apr-18 to 30-Sep-22
A	Sources of Funds (A= B +C)		2,47,866.00	2,47,866.00	2,47,866.00
B	Opening Balance in Hand*				
C	Receipts		2,47,866.00	2,47,866.00	2,47,866.00
i	Budgetary Grants/ Grants received (Net i.e.after transfer to accounting centers)		2,47,866.00	2,47,866.00	2,47,866.00
	Less:Surrender/Transfer (under Budgetary Grants/ Grants received (Net i.e. after transfer to accounting centers))				
	Net Budgetary Grants				
ii	Receipts from Contractor				
iii	Interest Income				
iv	Other Income				
D	Uses of Funds (D=E+F+G +H+I+M)		2,42,866.00	2,42,866.00	2,42,866.00
E	Component A: Enhancing Institutional Capacity to Support Agricultural Transformation				
	Subcomponent A.1: Enhancing institutional capacity of the Department of Agriculture				
	Goods				
	Consultancy				
	Training				
	Other				
	Subcomponent A-2: Enhancing institutional capacity of the Department of Marketing				
	Goods				
	Consultancy				
	Training				
	Other				

continued ...


Particulars	Cumulative till date 1-Apr-18 to 30-Jun -22	For the Quarter 1-Jul -22 to 30-Sep-22	Year till date 1-Apr -22 to 30-Sep-22	Cumulative till date 1-Apr-18 to 30-Sep -22
Subcomponent A-3: Strengthening capacity for reform measures and joint actions				
Goods				
Grant to CBO				
Consultancy				
Training				
Other				
F Component B: Expanding Market Access and Supporting Enterprise Growth		20,000.00	20,000.00	20,000.00
Subcomponent B.1: Market Access Support		20,000.00	20,000.00	20,000.00
Goods				
Grant to CBO				
Consultancy				
Training		20,000.00	20,000.00	20,000.00
Other				
Subcomponent B.2: Enterprise Development Support				
Goods				
Consultancy				
Training				
Other				
Subcomponent B.3: Pilot program on Urban Food Systems				
Goods				
Grant to CBO				
Consultancy				
Training				
Other				
Subcomponent B.4: Access to Finance Support				
Goods				
Consultancy				
Training				
PCGF - Guarantee Fund				
PCGF - Operating Cost				
Other				
G Component C: Building Risk Mitigation Mechanisms				


S-r.	Particulars	Cumulative till date 1-Apr-18 to 30-Jun -22	For the Quarter 1-Jul -22 to 30-Sep-22	Year till date 1-Apr -22 to 30-Sep-22	Cumulative till date 1-Apr-18 to 30-Sep -22
	Subcomponent C.1: Enhanced market information and intelligence services				
	Goods				
	Consultancy				
	Training				
	Other				
	Subcomponent C.2: Strengthening the warehouse receipts systems				
	Goods				
	Grant to CBO				
	Consultancy				
	Training				
	Other				
	Subcomponent C3: Price Risk Management Support				
	Goods				
	Grant to CBO				
	Consultancy				
	Training				
	Other				
H	Component D: Project Management, Monitoring and Learning		2,77,542.00	2,77,542.00	2,77,542.00
	Goods				
	Consultancy				
	Training				
	Other		2,77,542.00	2,77,542.00	2,77,542.00
I	Eligible Advance		(-)54,676.00	(-)54,676.00	(-)54,676.00
i	Eligible Advance - Mobilization advance received/ refunded (Advance supported by Bank Guarantee)				
ii	Gross Grants To CBO (Tranches)				
	Less : Exp / Return				
	Net Grants To CBO				
iii	Unpaid Deductions		54,676.00	54,676.00	54,676.00
J	Closing Funds Available at the end of reporting period (A-D)		5,000.00	5,000.00	5,000.00
K	Closing Funds as per Books of Accounts		5,000.00	5,000.00	5,000.00
i	Closing Balance in Hand*		5,000.00	5,000.00	5,000.00

S-r.	Particulars	Cumulative till date 1-Apr-18 to 30-Jun -22	For the Quarter 1-Jul -22 to 30-Sep-22	Year till date 1-Apr -22 to 30-Sep-22	Cumulative till date 1-Apr-18 to 30-Sep -22
ii	Advances to Suppliers & Others				
	Advances to Suppliers & Others - Advance to Staff (Unadjusted)				
	Advances to Suppliers & Others - Security Deposit - Electricity				
	Advances to Suppliers & Others - Security Deposit - Office Premises				
L	Difference (J-K)				
M	Ineligible Advance for WB financing				
N	Eligible expenditure for claim(D-M)		2,42,866.00	2,42,866.00	2,42,866.00

* Note: We certify that the above figures are based on the payments made under the SMART project. The necessary supporting documents are retained and available for review.

Date : 26/04/2023


 लेखापाल
 डि.आय.यु. स्मार्ट, रत्नागिरी
 Prepared By


 प्रमुख, जिल्हा अंमलबजावणी कक्षा
 स्मार्ट, रत्नागिरी
 Approved By

State of Maharashtra Agri Business & Rural Transformation Project

(IBRD Credit No.90310-IN)

Statement of Sources and Uses of Funds (Over all Activity Position)

Report for the period from 1-Oct-22 To 31-Dec-22

SMART DIU RATNAGIRI

Figures in RS.

S-r.	Particulars	Cumulative till date 1-Apr-18 to 30-Sep -22	For the Quarter 1 -Oct-22 to 31-Dec-22	Year till date 1-Apr -22 to 31-Dec-22	Cumulative till date 1-Apr-18 to 31-Dec -22
A	Sources of Funds (A= B +C)	2,47,866.00	4,28,826.00	6,71,692.00	6,71,692.00
B	Opening Balance in Hand*		5,000.00		
C	Receipts	2,47,866.00	4,23,826.00	6,71,692.00	6,71,692.00
i	Budgetary Grants/ Grants received (Net i.e.after transfer to accounting centers)	2,47,866.00	4,23,826.00	6,71,692.00	6,71,692.00
	Less:Surrender/Transfer (under Budgetary Grants/ Grants received (Net i.e. after transfer to accounting centers))				
	Net Budgetary Grants				
ii	Receipts from Contractor				
iii	Interest Income				
iv	Other Income				
D	Uses of Funds (D=E+F+G +H+I+M)	2,42,866.00	4,23,826.00	6,66,692.00	6,66,692.00
E	Component A: Enhancing Institutional Capacity to Support Agricultural Transformation				
	Subcomponent A.1: Enhancing institutional capacity of the Department of Agriculture				
	Goods				
	Consultancy				
	Training				
	Other				
	Subcomponent A-2: Enhancing institutional capacity of the Department of Marketing				
	Goods				
	Consultancy				
	Training				
	Other				

continued ...

S-r.	Particulars	Cumulative till date 1-Apr-18 to 30-Sep -22	For the Quarter 1 -Oct-22 to 31-Dec-22	Year till date 1-Apr -22 to 31-Dec-22	Cumulative till date 1-Apr-18 to 31-Dec -22
	Subcomponent A-3: Strengthening capacity for reform measures and joint actions				
	Goods				
	Grant to CBO				
	Consultancy				
	Training				
	Other				
F	Component B: Expanding Market Access and Supporting Enterprise Growth	20,000.00		20,000.00	20,000.00
	Subcomponent B.1: Market Access Support	20,000.00		20,000.00	20,000.00
	Goods				
	Grant to CBO				
	Consultancy				
	Training	20,000.00		20,000.00	20,000.00
	Other				
	Subcomponent B.2: Enterprise Development Support				
	Goods				
	Consultancy				
	Training				
	Other				
	Subcomponent B.3: Pilot program on Urban Food Systems				
	Goods				
	Grant to CBO				
	Consultancy				
	Training				
	Other				
	Subcomponent B.4: Access to Finance Support				
	Goods				
	Consultancy				
	Training				
	PCGF - Guarantee Fund				
	PCGF - Operating Cost				
	Other				
G	Component C: Building Risk Mitigation Mechanisms				

S-r.	Particulars	Cumulative till date 1-Apr-18 to 30-Sep -22	For the Quarter 1 -Oct-22 to 31-Dec-22	Year till date 1-Apr -22 to 31-Dec-22	Cumulative till date 1-Apr-18 to 31-Dec -22
	Subcomponent C.1: Enhanced market information and intelligence services				
	Goods				
	Consultancy				
	Training				
	Other				
	Subcomponent C.2: Strengthening the warehouse receipts systems				
	Goods				
	Grant to CBO				
	Consultancy				
	Training				
	Other				
	Subcomponent C3: Price Risk Management Support				
	Goods				
	Grant to CBO				
	Consultancy				
	Training				
	Other				
H	Component D: Project Management, Monitoring and Learning	2,77,542.00	4,62,190.00	7,39,732.00	7,39,732.00
	Goods		99,500.00	99,500.00	99,500.00
	Consultancy				
	Training				
	Other	2,77,542.00	3,62,690.00	6,40,232.00	6,40,232.00
I	Eligible Advance	(-)54,676.00	(-)38,364.00	(-)93,040.00	(-)93,040.00
i	Eligible Advance - Mobilization advance received/ refunded (Advance supported by Bank Guarantee)				
ii	Gross Grants To CBO (Tranches)				
	Less : Exp / Return				
	Net Grants To CBO				
iii	Unpaid Deductions	54,676.00	38,364.00	93,040.00	93,040.00
J	Closing Funds Available at the end of reporting period (A-D)	5,000.00	5,000.00	5,000.00	5,000.00
K	Closing Funds as per Books of Accounts	5,000.00	5,000.00	5,000.00	5,000.00
i	Closing Balance in Hand*	5,000.00	5,000.00	5,000.00	5,000.00

S-r.	Particulars	Cumulative till date 1-Apr-18 to 30-Sep -22	For the Quarter 1 -Oct-22 to 31-Dec-22	Year till date 1-Apr -22 to 31-Dec-22	Cumulative till date 1-Apr-18 to 31-Dec -22
ii	Advances to Suppliers & Others				
	Advances to Suppliers & Others - Advance to Staff (Unadjusted)				
	Advances to Suppliers & Others - Security Deposit - Electricity				
	Advances to Suppliers & Others - Security Deposit - Office Premises				
L	Difference (J-K)				
M	Ineligible Advance for WB financing				
N	Eligible expenditure for claim(D-M)	2,42,866.00	4,23,826.00	6,66,692.00	6,66,692.00

* Note: We certify that the above figures are based on the payments made under the SMART project. The necessary supporting documents are retained and available for review.

Date: 26/06/2023


लेखापाल
डि.आय.यु. स्मार्ट, रत्नागिरी

Prepared By


प्रमुख, जिल्हा अंमलबजावणी कक्ष
स्मार्ट, रत्नागिरी

Approved By

State of Maharashtra Agri Business & Rural Transformation Project

(IBRD Credit No.90310-IN)

Statement of Sources and Uses of Funds (Over all Activity Position)

Report for the period from 1-Jan-23 To 31-Mar-23

SMART DIU RATNAGIRI

Figures in RS.

S-r.	Particulars	Cumulative till date 1-Apr-18 to 31-Dec -22	For the Quarter 1 -Jan-23 to 31-Mar-23	Year till date 1-Apr -22 to 31-Mar-23	Cumulative till date 1-Apr-18 to 31-Mar -23
A	Sources of Funds (A= B +C)	6,71,692.00	17,71,374.00	24,38,066.00	24,38,066.00
B	Opening Balance in Hand*		5,000.00		
C	Receipts	6,71,692.00	17,66,374.00	24,38,066.00	24,38,066.00
i	Budgetary Grants/ Grants received (Net i.e. after transfer to accounting centers)	6,71,692.00	17,66,374.00	24,38,066.00	24,38,066.00
	Less: Surrender/Transfer (under Budgetary Grants/ Grants received (Net i.e. after transfer to accounting centers))				
	Net Budgetary Grants				
ii	Receipts from Contractor				
iii	Interest Income				
iv	Other Income				
D	Uses of Funds (D=E+F+G +H+I+M)	6,66,692.00	17,66,374.00	24,33,066.00	24,33,066.00
E	Component A: Enhancing Institutional Capacity to Support Agricultural Transformation				
	Subcomponent A.1: Enhancing institutional capacity of the Department of Agriculture				
	Goods				
	Consultancy				
	Training				
	Other				
	Subcomponent A-2: Enhancing institutional capacity of the Department of Marketing				
	Goods				
	Consultancy				
	Training				
	Other				

continued ...


S-r.	Particulars	Cumulative till date 1-Apr-18 to 31-Dec -22	For the Quarter 1 -Jan-23 to 31-Mar-23	Year till date 1-Apr -22 to 31-Mar-23	Cumulative till date 1-Apr-18 to 31-Mar -23
	Subcomponent A-3: Strengthening capacity for reform measures and joint actions				
	Goods				
	Grant to CBO				
	Consultancy				
	Training				
	Other				
F	Component B: Expanding Market Access and Supporting Enterprise Growth	20,000.00	1,80,771.00	2,00,771.00	2,00,771.00
	Subcomponent B.1: Market Access Support	20,000.00	1,80,771.00	2,00,771.00	2,00,771.00
	Goods				
	Grant to CBO				
	Consultancy				
	Training	20,000.00	1,80,771.00	2,00,771.00	2,00,771.00
	Other				
	Subcomponent B.2: Enterprise Development Support				
	Goods				
	Consultancy				
	Training				
	Other				
	Subcomponent B.3: Pilot program on Urban Food Systems				
	Goods				
	Grant to CBO				
	Consultancy				
	Training				
	Other				
	Subcomponent B.4: Access to Finance Support				
	Goods				
	Consultancy				
	Training				
	PCGF - Guarantee Fund				
	PCGF - Operating Cost				
	Other				
G	Component C: Building Risk Mitigation Mechanisms				

S- r.	Particulars	Cumulative till date 1-Apr-18 to 31-Dec -22	For the Quarter 1 -Jan-23 to 31-Mar-23	Year till date 1-Apr -22 to 31-Mar-23	Cumulative till date 1-Apr-18 to 31-Mar -23
	Subcomponent C.1: Enhanced market information and intelligence services				
	Goods				
	Consultancy				
	Training				
	Other				
	Subcomponent C.2: Strengthening the warehouse receipts systems				
	Goods				
	Grant to CBO				
	Consultancy				
	Training				
	Other				
	Subcomponent C3: Price Risk Management Support				
	Goods				
	Grant to CBO				
	Consultancy				
	Training				
	Other				
H	Component D: Project Management, Monitoring and Learning	7,39,732.00	14,95,362.00	22,35,094.00	22,35,094.00
	Goods	99,500.00	5,24,255.00	6,23,755.00	6,23,755.00
	Consultancy				
	Training				
	Other	6,40,232.00	9,71,107.00	16,11,339.00	16,11,339.00
I	Eligible Advance	(-93,040.00)	90,241.00	(-2,799.00)	(-2,799.00)
i	Eligible Advance - Mobilization advance received/ refunded (Advance supported by Bank Guarantee)				
ii	Gross Grants To CBO (Tranches)				
	Less: Exp / Return				
	Net Grants To CBO				
iii	Unpaid Deductions	93,040.00	(-90,241.00)	2,799.00	2,799.00
J	Closing Funds Available at the end of reporting period (A-D)	5,000.00	5,000.00	5,000.00	5,000.00
K	Closing Funds as per Books of Accounts	5,000.00	5,000.00	5,000.00	5,000.00
i	Closing Balance in Hand*	5,000.00	5,000.00	5,000.00	5,000.00


S-r.	Particulars	Cumulative till date 1-Apr-18 to 31-Dec -22	For the Quarter 1 -Jan-23 to 31-Mar-23	Year till date 1-Apr -22 to 31-Mar-23	Cumulative till date 1-Apr-18 to 31-Mar -23
ii	Advances to Suppliers & Others				
	Advances to Suppliers & Others - Advance to Staff (Unadjusted)				
	Advances to Suppliers & Others - Security Deposit - Electricity				
	Advances to Suppliers & Others - Security Deposit - Office Premises				
L	Difference (J-K)				
M	Ineligible Advance for WB financing				
N	Eligible expenditure for claim(D-M)	6,66,692.00	17,66,374.00	24,33,066.00	24,33,066.00

* Note: We certify that the above figures are based on the payments made under the SMART project. The necessary supporting documents are retained and available for review.

Date : 26/06/2023


 Debajyoti
 डि.आय.यु. स्मार्ट, रत्नागिरी

Prepared By


 प्रमुख, जिल्हा अंमलबजावणी कक्ष
 स्मार्ट, रत्नागिरी

Approved By

ANNEXURE 20-A
State of Maharashtra Agri Business & Rural Transformation Project
IBRD Credit No.90310-IN
Statement of Sources and Application of Funds
Report for the period from 1-Apr-22 To 31-Mar-23
SMART DIU RATNAGIRI


(Amount in Rupees)

Particulars	Previous Year Project till date (1-Apr-18 to 31-Mar-22)	Current Year (1-Apr-22 to 31-Mar-23)	Project till date (1-Apr-18 to 31-Mar-23)
Opening Balance, (if cash balances are controlled by the entity) (A)			
Receipts			
Funds received from Government through Budget (These will include external assistance received by Government of the project)		24,38,066.00	24,38,066.00
Less: Grant transferred to accounting centre/ surrendered			
Net Grants received		24,38,066.00	24,38,066.00
CSR Funds received			
Unpaid Retentions			
- Retentions/Deductions made from payment		2,799.00	2,799.00
- Other Retentions received			
Interest Income			
Other Receipts			
Total Receipts (B)		24,40,865.00	24,40,865.00
Total Sources (S= A + B)		24,40,865.00	24,40,865.00
Eligible Expenditure (through Government funds)		24,35,865.00	24,35,865.00
Eligible Expenditure (through Government project funds - DLI Exp)			
Eligible Expenditure out of CSR Funds			
Mobilization Advance(eligible for re-imbusemnt)			
Grant advance to CBO (UC not yet submitted for these grants. Eligible for re-imbusement)			
Payments ineligible for re-imbusement			
- Advances			
- Security Deposit			

Particulars	Previous Year Project till date (1-Apr-18 to 31-Mar-22)	Current Year (1-Apr-22 to 31-Mar-23)	Project till date (1-Apr-18 to 31-Mar-23)
- Ineligible expenditure for WB financing			
Sub Total of Ineligible Expenditure			
Total Expenditure (D)		24,35,865.00	24,35,865.00
Bank Balance		5,000.00	5,000.00

Date :

26/06/2023



लेखापाल
डि.आय.यु. स्मार्ट, रत्नागिरी

Prepared By



प्रमुख, जिल्हा अंमलबजावणी कक्ष
स्मार्ट, रत्नागिरी

Approved By

TRANS DATE	VALUE DATE	BRANCH	REF/CHQ.NO	DESCRIPTION	WITHDRAWS	DEPOSIT	BALANCE
				INTRADAY OFFICE AC WITH-STATE BANK OF INDIA (SBI)-STATE BANK INDIA			
18-NOV-22	18-NOV-22	136	000616018041	I/W CHQ RETURN-FUNDS INSUFFICIENT-FOR PAYEE - INTRADAY OFFICE AC WITH-STATE BANK OF INDIA (SBI)-STATE BANK INDIA	0.00	17,000.00	
07-DEC-22	07-DEC-22	136	000000000000	NPCI-179CSCA-3615778-C122203348936	97,510.00	0.00	
07-DEC-22	07-DEC-22	15370		PCMU/ SMART/ FA 1794/2022 DAT 23/11/2022 2829214000001	0.00	97,510.00	
20-DEC-22	20-DEC-22	136	000000000000	NPCI-179CSCA-3718298-C122224060233	72,444.00	0.00	
20-DEC-22	20-DEC-22	15370		PCMU/ SMART/ FA 1794/2022 DAT 23/11/2022 2829214000001	0.00	72,444.00	
20-DEC-22	20-DEC-22	136	000000000000	NPCI-179CSCA-3718305-C122224727601	77,965.00	0.00	
20-DEC-22	20-DEC-22	15370		PCMU/ SMART/ FA 1794/2022 DAT 23/11/2022 2829214000001	0.00	77,965.00	

Statement Summary :

Opening Balance	Total Debit Amount	Total Credit Amount	Debit Count	Credit Count	Closing Balance	Unclear Balance
0.00	658,202.00	663,202.00	10	10	5,000.00	0.00

UNLESS THE CONSTITUENT BRINGS TO THE NOTICE OF THE BANK ANY DISCREPANCIES / OMISSION/ ERRORS/ UNAUTHO DEBITS IMMEDIATELY, THE ENTRIES IN SUCH PASS SHEET SHALL BE DEEMED AS CORRECT AND SHALL BIND THE CONSTITUENT FOR ALL PURPOSES INTENTS . BEWARE OF PHISHING ATTACKS THROUGH EMAILS AND FAKE WEBSITES.

IMB FACILITY USERS ARE REQUESTED TO NOTE THAT CANARA BANK DOES NOT SEEK ANY INFORMATION THROUGH EMAIL. CLICK ON ANY LINK WHICH HAS COME THROUGH EMAIL FROM UNEXPECTED SOURCES. IT MAY CONTAIN MALICIOUS CODE OR COULD BE AN AT TO "PHISH". ALWAYS LOGIN THROUGH WWW.CANARABANK.IN . PLEASE BEWARE OF PHISHING. CHANGE IN THE ADDRESS OF ACCOUNT HOLDER/PA HOLDER , IF ANY, MAY PLEASE BE INFORMED TO THE BRANCH ALONG ADDRESS PROOF.

"DO NOT SHARE ATM PIN NUMBER, ACCOUNT DETAILS, OTP TO OUTSIDERS, EMAILS ETC"

Details of Ombudsman : The Banking Ombudsman
C/o. RBI, 10/3/8
Nrupatunga Road
Bangalore
Bangalore

Fort Glacis



STATEMENT OF ACCOUNT

CANARA BANK
Account Branch : 15370-RATNAGIRI 415612
IFSC : CNRB0015370
MICR : 415015052

DATE: 03-04-23 10:49:30 AM

Account No : 1398201001127
Product Name : CURRENT ACCOUNT- GENERAL
Customer ID : 126767108
Customer Name : SMART DIU ATMA DIST RATNAGIRI
Address :
GODAUN NO 6
KRUSHI BHAVAN
COLLECTOR COMPOUND
RATNAGIRI
MAHARASHTRA
IN
415612

Nominee Reference num :
Nominee Name :
Account Title :
Joint Holder's/Authorised :
Person's Name :
SMART DIU ATMA
URMILA DATTATREYA CHIKHALE

Period : 01-01-2023 To 31-03-2023
Name Currency : INDIAN RUPEES
Swift code: CNRBINBBBFD

TRANS DATE	VALUE DATE	BRANCH	REF/CHQ.NO	DESCRIPTION	WITHDRAWS	DEPOSIT	BALANCE
01-JAN-23	01-JAN-23	0		B/F ...	0.00	5,000.00	5,000.00
05-JAN-23	05-JAN-23	1953	000616018045	23010400116860-TIN-CHEQUE NGP LINKCELL	6,500.00	0.00	-1,500.00
05-JAN-23	05-JAN-23	1953		PCMU SMART FA 05 2023 DT 03/01/2023 2829214000001	0.00	6,500.00	5,000.00
05-JAN-23	05-JAN-23	136	000000000000	NPCI-179CSCA-3893927-C012305540262	72,448.00	0.00	-67,448.00
05-JAN-23	05-JAN-23	15370		PCMU SMART FA 05 2023 DT 03/01/2023 2829214000001	0.00	72,448.00	5,000.00
05-JAN-23	05-JAN-23	136	000000000000	NPCI-179CSCA-3893945-C012305593644	77,967.00	0.00	-72,967.00
05-JAN-23	05-JAN-23	15370		PCMU SMART FA 05 2023 DT 03/01/2023 2829214000001	0.00	77,967.00	5,000.00
10-JAN-23	10-JAN-23	15370	000616018049	DD. SALE AGAINST ACCOUNT-1398201001127 -- CANARA BANK CBS TO CBS ONLY- RATNAGIRI	1,920.00	0.00	3,080.00
10-JAN-23	10-JAN-23	15370		PCMU SMART FA 05 2023 DT 03/01/2023 2829214000001	0.00	1,920.00	5,000.00
10-JAN-23	10-JAN-23	15370	000616018048	DD. SALE AGAINST ACCOUNT-1398201001127 -- CANARA BANK CBS TO CBS ONLY- RATNAGIRI	4,800.00	0.00	200.00
10-JAN-23	10-JAN-23	15370		PCMU SMART FA 05 2023 DT 03/01/2023 2829214000001	0.00	4,800.00	5,000.00
10-JAN-23	10-JAN-23	15370	000616018046	DD. SALE AGAINST	18,588.00	0.00	-13,588.00

TRANS DATE	VALUE DATE	BRANCH	REF/CHQ.NO	DESCRIPTION	WITHDRAWS	DEPOSIT	BALANCE
				ACCOUNT- 1398201001127 -- CANARA BANK CBS TO CBS ONLY- RATNAGIRI			
10-JAN-23	10-JAN-23	15370		PCMU SMART FA 05 2023 DT 03/01/2023 2829214000001	0.00	18,588.00	5,000.00
10-JAN-23	10-JAN-23	15370	000616018047	DD. SALE AGAINST ACCOUNT- 1398201001127 -- CANARA BANK CBS TO CBS ONLY- RATNAGIRI	16,000.00	0.00	-11,000.00
10-JAN-23	10-JAN-23	15370		PCMU SMART FA 05 2023 DT 03/01/2023 2829214000001	0.00	16,000.00	5,000.00
24-JAN-23	24-JAN-23	136	000000000000	NPCI-179CSCA- 4116250- C012346308468	3,537.00	0.00	1,463.00
24-JAN-23	24-JAN-23	15370		PCMU SMART FA 05 2023 DT 03/01/2023 2829214000001	0.00	3,537.00	5,000.00
24-JAN-23	24-JAN-23	136	000000000000	NPCI-179CSCA- 4116257- C012346309696	9,500.00	0.00	-4,500.00
24-JAN-23	24-JAN-23	15370		PCMU SMART FA 05 2023 DT 03/01/2023 2829214000001	0.00	9,500.00	5,000.00
24-JAN-23	24-JAN-23	136	000000000000	NPCI-179CSCA- 4116260- C012346312649	18,235.00	0.00	-13,235.00
24-JAN-23	24-JAN-23	15370		PCMU SMART FA 05 2023 DT 03/01/2023 2829214000001	0.00	18,235.00	5,000.00
25-JAN-23	25-JAN-23	1953	000616018051	23012700946784- GSTNPAYMENT NGP LINKCELL	462.00	0.00	4,538.00
25-JAN-23	25-JAN-23	1953		PCMU SMART FA 05 2023 DT 03/01/2023 2829214000001	0.00	462.00	5,000.00
25-JAN-23	25-JAN-23	1953	000616018050	23012400006495-TIN- CHEQUE NGP LINKCELL	462.00	0.00	4,538.00
25-JAN-23	25-JAN-23	1953		PCMU SMART FA 05 2023 DT 03/01/2023 2829214000001	0.00	462.00	5,000.00
25-JAN-23	25-JAN-23	136	000000000000	NPCI-179CSCA- 4141255- C012359204484	26,381.00	0.00	-21,381.00
25-JAN-23	25-JAN-23	15370		PCMU SMART FA 05 2023 DT 03/01/2023 2829214000001	0.00	26,381.00	5,000.00
31-JAN-23	31-JAN-23	136	000000000000	NPCI-179CSCA- 4176750- C012362982982	205,703.00	0.00	-200,703.00
31-JAN-23	31-JAN-23	15370		PCMU SMART FA 05 2023 DT 03/01/2023 2829214000001	0.00	205,703.00	5,000.00
14-FEB-23	14-FEB-23	15370	000616018052	DD FVG SBI GOVT CHALLAN FOR GPF- 1398201001127 -- CANARA BANK CBS TO CBS ONLY- RATNAGIRI	4,000.00	0.00	1,000.00
14-FEB-23	14-FEB-23	15370		PCMU SMART FA 05 2023 DT 03/01/2023 2829214000001	0.00	4,000.00	5,000.00
14-FEB-23	14-FEB-23	15370	000616018054	DD FVG SBI GOVT CHALLAN FOR GIS- 1398201001127 --	480.00	0.00	4,520.00

TRA
DAT

14-F

14-

14

14

1-

1

TRANS DATE	VALUE DATE	BRANCH	REF/CHQ.NO	DESCRIPTION	WITHDRAWS	DEPOSIT	BALANCE
				CANARA BANK CBS TO CBS ONLY-RATNAGIRI			5,000.00
14-FEB-23	14-FEB-23	15370		PCMU SMART FA 05 2023 DT 03/01/2023 2829214000001	0.00	480.00	4,040.00
14-FEB-23	14-FEB-23	15370	000616018053	DD FVG SBI GOVT CHALLAN FOR GIS-1398201001127 -- CANARA BANK CBS TO CBS ONLY-RATNAGIRI	960.00	0.00	5,000.00
14-FEB-23	14-FEB-23	15370		PCMU SMART FA 05 2023 DT 03/01/2023 2829214000001	0.00	960.00	2,500.00
14-FEB-23	14-FEB-23	1953	000616018056	23021300032789-TIN-CHEQUE NGP LINKCELL	2,500.00	0.00	5,000.00
14-FEB-23	14-FEB-23	1953		PCMU SMART FA 05 2023 DT 03/01/2023 2829214000001	0.00	2,500.00	-10,000.00
14-FEB-23	14-FEB-23	1953	000616018055	23021300032611-TIN-CHEQUE NGP LINKCELL	15,000.00	0.00	5,000.00
14-FEB-23	14-FEB-23	1953		PCMU SMART FA 05 2023 DT 03/01/2023 2829214000001	0.00	15,000.00	-70,089.00
14-FEB-23	14-FEB-23	136	000000000000	NPCI-179CSCA-4388445-C022322181480	75,089.00	0.00	5,000.00
14-FEB-23	14-FEB-23	15370		PCMU SMART FA 05 2023 DT 03/01/2023 2829214000001	0.00	75,089.00	-84,687.00
14-FEB-23	14-FEB-23	136	000000000000	NPCI-179CSCA-4388435-C022322191362	89,687.00	0.00	5,000.00
14-FEB-23	14-FEB-23	15370		PCMU SMART FA 05 2023 DT 03/01/2023 2829214000001	0.00	89,687.00	-90,715.00
23-FEB-23	23-FEB-23	15370	000616018057	DD FVG DISTRICT TREASURY OFFICER RATNAGI-1398201001127 -- CANARA BANK CBS TO CBS ONLY-RATNAGIRI	95,715.00	0.00	5,000.00
23-FEB-23	23-FEB-23	15370		PCMU/SMART/FA/262/2023 DTD 14/02/2023 2829214000001	0.00	95,715.00	3,000.00
24-FEB-23	24-FEB-23	136	000000000000	NPCI-179CSCA-4512393-C022341878600	2,000.00	0.00	5,000.00
24-FEB-23	24-FEB-23	15370		PCMU/SMART/FA/262/2023 DTD 14/02/2023 2829214000001	0.00	2,000.00	4,088.00
02-MAR-23	02-MAR-23	1953	000616018058	23022800034935-TIN-CHEQUE NGP LINKCELL	912.00	0.00	5,000.00
02-MAR-23	02-MAR-23	1953		PCMU/SMART/FA/262/2023 DTD 14/02/2023 2829214000001	0.00	912.00	4,088.00
02-MAR-23	02-MAR-23	15370	000616018059	NEFT DR-P061230224417462-RBIS0GSPMT-GST-	912.00	0.00	5,000.00
02-MAR-23	02-MAR-23	15370		PCMU/SMART/FA/262/2023 DTD 14/02/2023 2829214000001	0.00	912.00	-46,961.00
02-MAR-23	02-MAR-23	136	000000000000	NPCI-179CSCA-4592257-C022355748027	51,961.00	0.00	

TRANS DATE	VALUE DATE	BRANCH	REF/CHQ.NO	DESCRIPTION	WITHDRAWS	DEPOSIT	BALANCE
12-MAR-23	02-MAR-23	15370		PCMU/SMART/FA/262/ 2023 DTD 14/02/2023 2829214000001	0.00	51,961.00	5,000.00
12-MAR-23	02-MAR-23	15370	521398743306	CAB-DD. LIQUIDATION AGAINST ACCOUNT- 23-FEB-2023- 521398743306	0.00	95,715.00	100,715.00
14-MAR-23	14-MAR-23	15370	000616018060	DD. SALE AGAINST ACCOUNT- 1398201001127 -- CANARA BANK CBS TO CBS ONLY- RATNAGIRI	115,413.00 ✓	0.00	-14,698.00
14-MAR-23	14-MAR-23	15370		PCMU/SMART/FA/391/ 2023 DTD 03/03/2023 2829214000001	0.00	19,698.00	5,000.00
14-MAR-23	14-MAR-23	15370	000616018061	DD. SALE AGAINST ACCOUNT- 1398201001127 -- CANARA BANK CBS TO CBS ONLY- RATNAGIRI	4,000.00	0.00	1,000.00
14-MAR-23	14-MAR-23	15370		PCMU/SMART/FA/391/ 2023 DTD 03/03/2023 2829214000001	0.00	4,000.00	5,000.00
14-MAR-23	14-MAR-23	15370	000616018062	DD. SALE AGAINST ACCOUNT- 1398201001127 -- CANARA BANK CBS TO CBS ONLY- RATNAGIRI	960.00	0.00	4,040.00
14-MAR-23	14-MAR-23	15370		PCMU/SMART/FA/391/ 2023 DTD 03/03/2023 2829214000001	0.00	960.00	5,000.00
14-MAR-23	14-MAR-23	15370	000616018064	DD. SALE AGAINST ACCOUNT- 1398201001127 -- CANARA BANK CBS TO CBS ONLY- RATNAGIRI	1,593.00	0.00	3,407.00
14-MAR-23	14-MAR-23	15370		PCMU/SMART/FA/391/ 2023 DTD 03/03/2023 2829214000001	0.00	1,593.00	5,000.00
14-MAR-23	14-MAR-23	15370	000616018063	DD. SALE AGAINST ACCOUNT- 1398201001127 -- CANARA BANK CBS TO CBS ONLY- RATNAGIRI	480.00	0.00	4,520.00
14-MAR-23	14-MAR-23	15370		PCMU/SMART/FA/391/ 2023 DTD 03/03/2023 2829214000001	0.00	480.00	5,000.00
14-MAR-23	14-MAR-23	1953	000616018066	23031300122113-TIN- CHEQUE NGP LINKCELL	39,500.00	0.00	-34,500.00
14-MAR-23	14-MAR-23	1953		PCMU/SMART/FA/391/ 2023 DTD 03/03/2023 2829214000001	0.00	39,500.00	5,000.00
14-MAR-23	14-MAR-23	1953	000616018065	23031300118733-TIN- CHEQUE NGP LINKCELL	12,000.00	0.00	-7,000.00
14-MAR-23	14-MAR-23	1953		PCMU/SMART/FA/391/ 2023 DTD 03/03/2023 2829214000001	0.00	12,000.00	5,000.00
14-MAR-23	14-MAR-23	136	000000000000	NPCI-179CSCA- 4794008- C032327235380	42,503.00	0.00	-37,503.00
14-MAR-23	14-MAR-23	15370		PCMU/SMART/FA/391/ 2023 DTD 03/03/2023 2829214000001	0.00	42,503.00	5,000.00
14-MAR-23	14-MAR-23	136	000000000000	NPCI-179CSCA-	65,544.00	0.00	-60,544.00

TRANS DATE	VALUE DATE	BRANCH	REF/CHQ.NO	DESCRIPTION	WITHDRAWS	DEPOSIT	BALANCE
14-MAR-23	14-MAR-23	15370		4794002- C032327207323			
				PCMU/SMART/FA/391/ 2023 DTD 03/03/2023 2829214000001	0.00	65,544.00	5,000.00
16-MAR-23	16-MAR-23	136	000000000000	NPCI-179CSCA- 4826593- C032327969903	1,920.00	0.00	3,080.00
23-MAR-23	23-MAR-23	15370	000616018068	NEFT DR- P082230229385192- RBISOGSTPMT-GST-	1,110.00	0.00	1,970.00
23-MAR-23	23-MAR-23	1953	000616018067	23032000537434-TIN- CHEQUE NGP LINKCELL	1,110.00	0.00	860.00
23-MAR-23	23-MAR-23	136	000000000000	NPCI-179CSCA- 5146950- C032353447930	5,936.00	0.00	-5,076.00
23-MAR-23	23-MAR-23	15370		PCMU/ SMART/ FA/507/2023 DAT 21/03/2023 2829214000001	0.00	10,076.00	5,000.00
23-MAR-23	23-MAR-23	136	000000000000	NPCI-179CSCA- 5146956- C032353458117	63,260.00	0.00	-58,260.00
23-MAR-23	23-MAR-23	15370		PCMU/ SMART/ FA/507/2023 DAT 21/03/2023 2829214000001	0.00	63,260.00	5,000.00
28-MAR-23	28-MAR-23	136	000000000000	NPCI-179CSCA- 5305343- C032353758000	128,700.00	0.00	-123,700.00
28-MAR-23	28-MAR-23	15370		PCMU/ SMART/ FA/507/2023 DAT 21/03/2023 2829214000001	0.00	128,700.00	5,000.00
31-MAR-23	31-MAR-23	15370	000616018070	NEFT DR- P090230231347438- RBISOGSTPMT-GST-	8,770.00	0.00	-3,770.00
31-MAR-23	31-MAR-23	15370		PCMU/ SMART/ FA/507/2023 DAT 21/03/2023 2829214000001	0.00	8,770.00	5,000.00
31-MAR-23	31-MAR-23	1953	000616018069	23033000740226-TIN- CHEQUE NGP LINKCELL	8,770.00	0.00	-3,770.00
31-MAR-23	31-MAR-23	1953		PCMU/ SMART/ FA/507/2023 DAT 21/03/2023 2829214000001	0.00	8,770.00	5,000.00
31-MAR-23	31-MAR-23	136	000000000000	NPCI-179CSCA- 5589208- C032389705036	4,950.00	0.00	50.00
31-MAR-23	31-MAR-23	15370		PCMU/ SMART/ FA/507/2023 DAT 21/03/2023 2829214000001	0.00	4,950.00	5,000.00
31-MAR-23	31-MAR-23	136	000000000000	NPCI-179CSCA- 5589219- C032392690220	5,900.00	0.00	-900.00
31-MAR-23	31-MAR-23	15370		PCMU/ SMART/ FA/507/2023 DAT 21/03/2023 2829214000001	0.00	5,900.00	5,000.00
31-MAR-23	31-MAR-23	136	000000000000	NPCI-179CSCA- 5589218- C032394913147	7,206.00	0.00	-2,206.00
31-MAR-23	31-MAR-23	15370		PCMU/ SMART/ FA/507/2023 DAT 21/03/2023 2829214000001	0.00	7,206.00	5,000.00

TRANS DATE	VALUE DATE	BRANCH	REF/CHQ.NO	DESCRIPTION	WITHDRAWS	DEPOSIT	BALANCE
31-MAR-23	31-MAR-23	136	000000000000	NPCI-179CSCA-5589225-C032392699995	10,200.00	0.00	-5,200.00
31-MAR-23	31-MAR-23	15370		PCMU/ SMART/ FA/507/2023 DAT 21/03/2023 2829214000001	0.00	10,200.00	5,000.00
31-MAR-23	31-MAR-23	136	000000000000	NPCI-179CSCA-5589247-C032389798804	17,500.00	0.00	-12,500.00
31-MAR-23	31-MAR-23	15370		PCMU/ SMART/ FA/507/2023 DAT 21/03/2023 2829214000001	0.00	17,500.00	5,000.00
31-MAR-23	31-MAR-23	136	000000000000	NPCI-179CSCA-5589214-C032389786838	506,715.00	0.00	-501,715.00
31-MAR-23	31-MAR-23	15370		PCMU/ SMART/ FA/507/2023 DAT 21/03/2023 2829214000001	0.00	506,715.00	5,000.00
31-MAR-23	31-MAR-23	136	000000000000	NPCI-179CSCA-5599329-C032395562774	1,000.00	0.00	4,000.00
31-MAR-23	31-MAR-23	15370		PCMU/ SMART/ FA/507/2023 DAT 21/03/2023 2829214000001	0.00	1,000.00	5,000.00
31-MAR-23	31-MAR-23	136	000000000000	NPCI-179CSCA-5599214-C032395573922	1,500.00	0.00	3,500.00
31-MAR-23	31-MAR-23	15370		PCMU/ SMART/ FA/507/2023 DAT 21/03/2023 2829214000001	0.00	1,500.00	5,000.00
31-MAR-23	31-MAR-23	136	000000000000	NPCI-179CSCA-5599447-C032395566435	1,500.00	0.00	3,500.00
31-MAR-23	31-MAR-23	15370		PCMU/ SMART/ FA/507/2023 DAT 21/03/2023 2829214000001	0.00	1,500.00	5,000.00
31-MAR-23	31-MAR-23	136	000000000000	NPCI-179CSCA-5599593-C032395454416	2,315.00	0.00	2,685.00
31-MAR-23	31-MAR-23	15370		PCMU/ SMART/ FA/507/2023 DAT 21/03/2023 2829214000001	0.00	2,315.00	5,000.00
31-MAR-23	31-MAR-23	15370	0	PCMU/ SMART/ FA/507/2023 DAT 21/03/2023 2829214000001	0.00	15.00	5,015.00
31-MAR-23	31-MAR-23	136	000616018071	CHQ PAID-SPCL CLG INWARD -INTRADAY OFFICE AC WITH-STATE BANK OF INDIA (SBI)-STATE BANK INDIA	15.00	0.00	5,000.00

Statement Summary :

Opening Balance	Total Debit Amount	Total Credit Amount	Debit Count	Credit Count	Closing Balance	Unclear Balance	Sweep-in Balance as on 03-04-23 10:49:30 AM
5,000.00	1,862,089.00	1,862,089.00	54	52	5,000.00	0.00	1,623,261.00

UNLESS THE CONSTITUENT BRINGS TO THE NOTICE OF THE BANK ANY DISCREPANCIES / OMISSION/ ERRORS/ UNAUTHORISED

UTILIZATION CERTIFICATE (UC)

**State of Maharashtra Agri Business & Rural Transformation Project
Utilization Certificate (UC) Period April 2022 to March 2023**

Name of the District Implementation Unit Ratnagiri

Sr. No.	Fund Limit Order no. & date	Object Code	Amount Rs. in lakhs.	Remarks
1	1447-04/10/2022	31-Grants in Aid	12.40	Certified that total amount Rs.109.11 Lakh (in words Rs. One Crore Nine Lakh Eleven Thousand Only) received for object code 31-Grants in Aid, during the period April 2022 to March 2023, Rs.22.35 Lakh (in words Rs. Twenty Two Lakh Thirty Two Only) has been utilized for the purpose which has been sanctioned.
	1773-23/11/2023		6.00	
	1940-21/12/2022		27.78	
	2006-30/12/2022		13.78	
	263-14/02/2023		17.40	
	508-21/03/2023		13.00	
	389-03/03/2023		18.75	
	263-14/02/2023			
2	1447-04/10/2022	33-Subsidy	2.12	Certified that total amount Rs.14.09 Lakh (In words Rs. Fourteen Lakh Nine Thousand Only) received for object code 33-Subsidy, during the period April 2022 to March 2023, Rs.2.01 Lakh (In word Rs. Two Lakh Only) has been utilized for the purpose which has been sanctioned.
	1773-23/11/2023		0.00	
	1940-21/12/2022		1.23	
	2006-30/12/2022		0.97	
	263-14/02/2023		0.00	
	508-21/03/2023		2.90	
	389-03/03/2023		6.87	
Total			123.2	

Certified that I have satisfied myself that the condition on which grants was sanction for all types of expenditure have been duly fulfilled and that I have exercised all the works to see that the money was actually utilized for the purpose for which it was sanctioned.

Date : 25/05/2023



**Head
District Implementation Unit, Smart
Ratnagiri**

Table-B
Fund Limit for the period 03/10/2022 to 31/12/2022

(Rs.in lakh.)

Sr.No	Name	New Limit		
		31	33	Total
1	Thane	12.40	7.20	19.60
2	Palghar	12.40	1.82	14.22
3	Raigad	12.40	3.94	16.34
4	Ratnagiri	12.40	2.12	14.52
5	Sindhudug	12.40	3.84	16.24
6	Nashik	12.40	31.31	43.71
7	Dhule	12.40	18.20	30.60
8	Jalgaon	12.40	18.59	30.99
9	Nandurbar	12.40	11.52	23.92
10	Ahmednagar	12.40	53.76	66.16
11	Pune	12.40	26.30	38.70
12	Solapur	12.40	33.26	45.66
13	Satara	12.40	36.38	48.78
14	Sangali	12.40	16.93	29.33
15	Kolhapur	12.40	26.98	39.38
16	Aurangabad	12.40	41.48	53.88
17	Jalna	12.40	9.40	21.80
18	Beed	12.40	38.22	50.62
19	Latur	12.40	14.66	27.06
20	Osmanabad	12.40	0.00	12.40
21	Nanded	12.40	0.87	13.27
22	Parbhani	12.40	19.24	31.64
23	Hingoli	12.40	21.14	33.54
24	Buldhana	12.40	39.74	52.14
25	Washim	12.40	13.69	26.09
26	Akola	12.40	59.78	72.18
27	Amaravati	12.40	49.47	61.87
28	Yavatmal	12.40	44.02	56.42
29	Wardha	12.40	14.57	26.97
30	Nagpur	12.40	45.58	57.98
31	Bhandara	12.40	6.23	18.63
32	Gondia	12.40	3.64	16.04
33	Chandrapur	12.40	49.53	61.93
34	Gadchiroli	12.40	1.57	13.97
	Total DIU	421.60	764.98	1186.58
1	RIU Thane	14.40	1.00	15.40
2	RIU Nashik	14.40	1.00	15.40
3	RIU Pune	34.40	1.00	35.40
4	RIU Kolhapur	14.40	1.00	15.40
5	RIU Aurangabad	14.40	1.00	15.40
6	RIU Latur	14.40	1.00	15.40
7	RIU Amravati	14.40	1.00	15.40
8	RIU Nagpur	14.40	1.00	15.40
	Total RIU	135.20	8.00	143.20
	Total DIU + RIU	556.80	772.98	1329.78

SMART (Contra-Bank) Fund Allocation, 2022-23 July 22 to Sep 22 Agri-limit calculation



Project Director
 State of Maharashtra's Agribusiness and
 Rural Transformation, (SMART) Project

Table-B
Fund Limit for the period 22/11/2022 to 31/12/2022

(Rs. In lakh.)

Sr.No	Name	Object Code31
1	Thane (DIU)	6.00
2	Palghar	6.00
3	Raigad	6.00
4	Ratnagiri	6.00
5	Sindhudug	6.00
6	Nashik	6.00
7	Dhule	8.00
8	Jalgaon	6.00
9	Nandurbar	6.00
10	Ahmednagar	6.00
11	Pune	6.00
12	Solapur	6.00
13	Satara	6.00
14	Sangali	6.00
15	Kolhapur	10.00
16	Aurangabad	6.00
17	Jalna	8.00
18	Beed	6.00
19	Latur	6.00
20	Osmanabad	6.00
21	Nanded	7.00
22	Parbhani	6.00
23	Hingoli	8.00
24	Buldhana	7.00
25	Washim	9.00
26	Akola	10.00
27	Amaravati	10.00
28	Yavatmal	8.00
29	Wardha	10.00
30	Nagpur	6.00
31	Bhandara	6.00
32	Gondia	10.00
33	Chandrapur	6.00
34	Gadchiroli	6.00
	Total DIU	237.00
1	RIU Thane	5.00
2	RIU Nashik	5.00
3	RIU Pune	5.00
4	RIU Kolhapur	5.00
5	RIU Aurangabad	5.00
6	RIU Latur	5.00
7	RIU Amravati	5.00
8	RIU Nagpur	5.00
	Total RIU	40.00
	Total DIU + RIU	277.00



 (Kaustubh Divegaonkar)
 Project Director, SMART

Table-B
Fund Limit for the period 21/12/2022 to 31/03/2023

Sr.No	Name	Allocation		
		Object Code-31	Object Code-33	Total
1	Thane	27.78	6.94	34.73
2	Palghar	27.78	0.00	27.78
3	Raigad	27.78	3.93	31.71
4	Ratnagiri	27.78	1.23	29.01
5	Sindhudug	27.78	1.14	28.92
6	Nashik	27.78	19.80	47.58
7	Dhule	27.78	9.04	36.82
8	Jalgaon	34.17	13.29	47.46
9	Nandurbar	27.78	5.39	33.18
10	Ahmednagar	27.78	16.52	44.31
11	Pune	27.78	10.00	37.78
12	Solapur	27.78	5.10	32.89
13	Satara	27.78	14.47	42.26
14	Sangali	27.78	15.15	42.94
15	Kolhapur	27.78	5.81	33.60
16	Aurangabad	37.37	17.97	55.33
17	Jaina	27.78	6.25	34.03
18	Beed	34.17	25.55	59.73
19	Latur	27.78	13.76	41.55
20	Osmanabad	27.78	0.00	27.78
21	Nanded	27.78	4.78	32.57
22	Parbhani	34.17	7.17	41.34
23	Hingoli	27.78	0.00	27.78
24	Bulchana	34.17	12.34	46.51
25	Washim	30.98	3.81	34.78
26	Akola	34.17	29.72	63.90
27	Amaravati	37.37	22.06	59.43
28	Yavatmal	37.37	17.81	55.18
29	Wardha	34.17	12.07	46.24
30	Nagpur	37.37	15.39	52.76
31	Bhandara	27.78	7.15	34.94
32	Gondia	27.78	4.95	32.74
33	Chandrapur	27.78	24.71	52.50
34	Gadchiroli	27.78	0.00	27.78
1	RIU Thane	33.05	0.77	33.82
2	RIU Nashik	33.05	0.77	33.82
3	RIU Pune	33.05	0.77	33.82
4	RIU Kolhapur	33.05	0.77	33.82
5	RIU Aurangabad	49.26	0.77	50.03
6	RIU Latur	33.05	0.77	33.82
7	RIU Amravati	33.05	0.77	33.82
8	RIU Nagpur	33.05	0.77	33.82

(Kaustubh Divegaonkar)
Project Director SMART

Statement Showing Fund Limit 03/01/2023 to 31/03/2023

(Rs. In lakhs.)

Sr. no	Accounting Center	Revised Fund Limit		
		31	33	Total
	PIUs			
1	SMART PIU Agriculture	95.61	1612.41	1708.02
2	SMART PIU Marketing	50.37	0.00	50.37
3	SMART PIU MSAMB	30.86	2.61	33.47
4	SMART PIU MCDC	25.37	4.91	30.28
5	SMART PIU MSWC	49.85	0.39	50.24
6	SMART PIU VSTF	30.63	70.00	100.63
7	SMART PIU MAVIM	17.00	50.00	67.00
8	SMART PIU AHD	39.57	0.00	39.57
9	SMART PIU MSRLM	75.65	25.00	100.65
10	SMART PIU PMC	42.19	0.00	42.19
11	SMART PIU MAHACOT	62.01	0.00	62.01
12	SMART PIU VANAMATI	10.00	50.00	60.00
	Total PIUs	529.11	1815.32	2344.43
	DIUs			
13	SMART DIU Thane	10.78	5.84	16.62
14	SMART DIU Palghar	12.08	0.00	12.08
15	SMART DIU Raigad	11.78	3.93	15.71
16	SMART DIU Ratnagiri	13.78	0.97	14.76
17	SMART DIU Sindhudurg	13.78	1.14	14.92
18	SMART DIU Nashik	7.78	14.36	22.15
19	SMART DIU Dhule	9.78	9.04	18.82
20	SMART DIU Jalgaon	12.17	9.19	21.36
21	SMART DIU Nandurbar	10.78	5.32	16.10
22	SMART DIU Ahmednagar	7.78	16.52	24.31
23	SMART DIU Pune	9.78	9.15	18.94
24	SMART DIU Solapur	11.78	2.73	14.52
25	SMART DIU Satara	7.78	8.51	16.29
26	SMART DIU Sangli	7.78	13.87	21.65
27	SMART DIU Kolhapur	11.78	5.81	17.60
28	SMART DIU Aurangabad	7.37	13.74	21.10
29	SMART DIU Jalna	10.78	5.46	16.24
30	SMART DIU Beed	10.17	24.75	34.92
31	SMART DIU Latur	7.78	11.69	19.47
32	SMART DIU Osmanabad	9.91	0.00	9.91
33	SMART DIU Nanded	11.78	2.74	14.52
34	SMART DIU Parbhani	14.17	3.56	17.73
35	SMART DIU Hingoli	15.78	0.00	15.78
36	SMART DIU Washim	17.17	12.34	29.51
37	SMART DIU Akola	6.98	1.49	8.46
38	SMART DIU Buldhana	11.17	27.68	38.86
39	SMART DIU Amaravati	13.37	19.97	33.34

Table-B
Fund Limit for the period 14/02/2023 to 31/03/2023

(Rs. In lakh)

Sr.No	Name	Allocation		
		Object Code-31	Object Code-33	Total
1	Thane	17.40	0.00	17.40
2	Palghar	17.40	0.00	17.40
3	Raigad	17.40	0.00	17.40
4	Ratnagiri	17.40	0.00	17.40
5	Sindhudug	17.40	0.00	17.40
6	Nashik	17.40	0.00	17.40
7	Dhule	17.40	0.00	17.40
8	Jalgaon	20.40	0.00	20.40
9	Nandurbar	17.40	0.00	17.40
10	Ahmednagar	17.40	0.00	17.40
11	Pune	17.40	0.00	17.40
12	Solapur	17.40	0.00	17.40
13	Satara	17.40	0.00	17.40
14	Sangali	17.40	0.00	17.40
15	Kolhapur	17.40	0.00	17.40
16	Aurangabad	20.40	0.00	20.40
17	Jalna	17.40	0.00	17.40
18	Beed	20.40	0.00	20.40
19	Latur	17.40	0.00	17.40
20	Osmanabad	17.40	0.00	17.40
21	Nanded	17.40	0.00	17.40
22	Parbhani	20.40	0.00	20.40
23	Hingoli	17.40	0.00	17.40
24	Buldhana	20.40	0.00	20.40
25	Washim	20.40	0.00	20.40
26	Akola	20.40	0.00	20.40
27	Amaravati	20.40	0.00	20.40
28	Yavatmal	20.40	0.00	20.40
29	Wardha	20.40	0.00	20.40
30	Nagpur	17.40	0.00	17.40
31	Bhandara	17.40	0.00	17.40
32	Gondia	20.40	0.00	20.40
33	Chandrapur	17.40	0.00	17.40
34	Gadchiroli	17.40	0.00	17.40
	Total DIU	627.60	0.00	627.60
1	RIU Thane	23.80	0.00	23.80
2	RIU Nashik	23.80	0.00	23.80
3	RIU Pune	26.80	0.00	26.80
4	RIU Kolhapur	23.80	0.00	23.80
5	RIU Aurangabad	23.80	0.00	23.80
6	RIU Latur	23.80	0.00	23.80
7	RIU Amravati	23.80	0.00	23.80
8	RIU Nagpur	23.80	0.00	23.80
	Total RIU	193.40	0.00	193.40
	Total DIU + RIU	821.00	0.00	821.00



(Kaustubh Diwegaonkar)
Project Director, SMART

Table-B
Fund Limit for the period 21/03/2023 to 31/03/2023

(Rs. In lakh)

Sr.No	Name	Allocation		
		Object Code-31	Object Code-33	Total
1	Thane	13.00	3.45	16.45
2	Palghar	13.00		13.00
3	Raigad	13.00	1.32	14.32
4	Ratnagiri	13.00	2.90	15.90
5	Sindhudug	13.00	0.84	13.84
6	Nashik	13.00	23.37	36.37
7	Dhule	13.00	10.81	23.81
8	Jalgaon	13.00	7.96	20.96
9	Nandurbar	13.00	4.30	17.30
10	Ahmednagar	13.00	42.00	55.00
11	Pune	13.00	20.00	33.00
12	Solapur	13.00	23.00	36.00
13	Satara	13.00	23.00	36.00
14	Sangali	13.00	13.00	26.00
15	Kolhapur	13.00	12.00	25.00
16	Aurangabad	13.00	19.00	32.00
17	Jalna	13.00	12.00	25.00
18	Beed	13.00	37.00	50.00
19	Latur	13.00	34.00	47.00
20	Osmanabad	13.00	12.00	25.00
21	Nanded	13.00	2.50	15.50
22	Parbhani	13.00	6.20	19.20
23	Hingoli	13.00	7.00	20.00
24	Buldhana	13.00	3.00	16.00
25	Buldhana	13.00	4.50	17.50
26	Washim	13.00	28.00	41.00
27	Akola	13.00	19.00	32.00
28	Amaravati	13.00	9.50	22.50
29	Yavatmal	13.00	18.70	31.70
30	Wardha	13.00	18.50	31.50
31	Nagpur	13.00	10.00	23.00
32	Bhandara	13.00	10.00	23.00
33	Gondia	13.00	16.42	29.42
34	Chandrapur	13.00	1.00	14.00
	Gadchiroli	13.00		
	Total DIU	442.00	456.27	898.27
1	RIU Thane	13.00	1.00	14.00
2	RIU Nashik	13.00	1.00	14.00
3	RIU Pune	13.00	0.00	13.00
4	RIU Pune	13.00	1.00	14.00
5	RIU Kolhapur	13.00	1.00	14.00
6	RIU Kolhapur	13.00	0.40	13.40
7	RIU Aurangabad	13.00	2.00	15.00
8	RIU Latur	13.00	0.63	13.63
9	RIU Amravati	13.00	0.00	13.00
10	RIU Nagpur	13.00	0.00	13.00
	Total RIU	104.00	6.03	110.03
	Total DIU + RIU	546.00	462.30	1008.30

(Kaustubh Diwegaonkar)
Project Director, SMART

21/03

Sr.No	Name	Allocation		
		Object Code-31	Object Code-33	Total
1	Thane	18.75	5.10	23.85
2	Palghar	18.75	1.05	19.80
3	Raigad	18.75	3.54	22.29
4	Ratnagiri	18.75	6.87	25.62
5	Sindhudug	18.75	1.74	20.49
6	Nashik	18.75	35.63	54.38
7	Dhule	18.75	22.19	40.94
8	Jalgaon	20.75	17.39	38.14
9	Nandurbar	18.75	12.12	30.87
10	Ahmednagar	18.75	26.31	45.06
11	Pune	18.75	20.70	39.45
12	Solapur	18.75	33.77	52.52
13	Satara	18.75	23.20	41.95
14	Sangali	18.75	15.78	34.53
15	Kolhapur	18.75	21.50	40.25
16	Aurangabad	20.75	21.47	42.22
17	Jalna	18.75	9.49	28.24
18	Beed	20.75	37.83	58.58
19	Latur	18.75	34.47	53.22
20	Osmanabad	18.75	12.15	30.90
21	Nanded	18.75	7.10	25.85
22	Parbhani	20.75	12.02	32.77
23	Hingoli	18.75	16.78	35.53
24	Buldhana	20.75	34.88	55.63
25	Washim	20.75	6.60	27.35
26	Akola	20.75	27.53	48.28
27	Amaravati	20.75	27.87	48.62
28	Yavatmal	20.75	14.13	34.88
29	Wardha	20.75	15.91	36.66
30	Nagpur	20.75	19.33	40.08
31	Bhandara	18.75	14.56	33.31
32	Gondia	18.75	10.42	29.17
33	Chandrapur	20.75	17.85	38.60
34	Gadchiroli	18.75	0.97	19.72
	Total DIU	661.50	588.25	1249.75
1	RIU Thane	20.00	2.00	22.00
2	RIU Nashik	20.00	2.00	22.00
3	RIU Pune	20.00	2.00	22.00
4	RIU Kolhapur	20.00	2.00	22.00
5	RIU Aurangabad	20.00	2.00	22.00
6	RIU Latur	20.00	2.00	22.00
7	RIU Amravati	20.00	2.00	22.00
8	RIU Nagpur	20.00	2.00	22.00
	Total RIU	160.00	16.00	176.00
	Total DIU + RIU	821.50	604.25	1425.75

Jaid
(Karyakshma)

Table-B
Fund Limit for the period 21/03/2023 to 31/03/2023

(Rs. In lakh)

Sr.No	Name	Allocation		
		Object Code-31	Object Code-33	Total
1	Thane	13.00	3.45	16.45 ✓
2	Palghar	13.00		13.00 ✓
3	Raigad	13.00	1.32	14.32 ✓
4	Ratnagiri	13.00	2.90	15.90 ✓
5	Sindhudug	13.00	0.84	13.84 ✓
6	Nashik	13.00	23.37	36.37 ✓
7	Dhule	13.00	10.81	23.81 ✓
8	Jalgaon	13.00	7.96	20.96 ✓
9	Nandurbar	13.00	4.30	17.30 ✓
10	Ahmednagar	13.00	42.00	55.00 ✓
11	Pune	13.00	20.00	33.00 ✓
12	Solapur	13.00	23.00	36.00 ✓
13	Satara	13.00	23.00	36.00 ✓
14	Sangali	13.00	13.00	26.00 ✓
15	Kolhapur	13.00	12.00	25.00 ✓
16	Aurangabad	13.00	19.00	32.00 ✓
17	Jalna	13.00	12.00	25.00 ✓
18	Beed	13.00	37.00	50.00 ✓
19	Latur	13.00	34.00	47.00 ✓
20	Osmanabad	13.00	12.00	25.00 ✓
21	Nanded	13.00	2.50	15.50 ✓
22	Parbhani	13.00	6.20	19.20 ✓
23	Hingoli	13.00	7.00	20.00 ✓
24	Buldhana	13.00	3.00	16.00 ✓
25	Washim	13.00	4.50	17.50 ✓
26	Akola	13.00	28.00	41.00 ✓
27	Amaravati	13.00	19.00	32.00 ✓
28	Yavatmal	13.00	9.50	22.50 ✓
29	Wardha	13.00	18.70	31.70 ✓
30	Nagpur	13.00	18.50	31.50 ✓
31	Bhandara	13.00	10.00	23.00 ✓
32	Gondia	13.00	10.00	23.00 ✓
33	Chandrapur	13.00	16.42	29.42 ✓
34	Gadchiroli	13.00	1.00	14.00 ✓
	Total DIU	442.00	456.27	898.27
1	RIU Thane	13.00	1.00	14.00 ✓
2	RIU Nashik	13.00	1.00	14.00 ✓
3	RIU Pune	13.00	0.00	13.00 ✓
4	RIU Kolhapur	13.00	1.00	14.00 ✓
5	RIU Aurangabad	13.00	0.40	13.40 ✓
6	RIU Latur	13.00	2.00	15.00 ✓
7	RIU Amravati	13.00	0.63	13.63 ✓
8	RIU Nagpur	13.00	0.00	13.00 ✓
	Total RIU	104.00	6.03	110.03
	Total DIU + RIU	546.00	462.30	1008.30

Jard
(Kaustubh Diwegaonkar)
Project Director, SMART

4/0

Abant
21/03