



महाराष्ट्र शासन सत्यमेव जयते कृषि विभाग
विभागीय अंमलबजावणी कक्ष, पुणे
विभागीय कृषी सहसंचालक पुणे विभाग यांचे कार्यालय,
पत्ता: कृषि भवन, 6 वा मजला, DTC सेंटर, एरंडवणे, पुणे
ई मेल :- pune.riu.smart@gmail.com

जा.क्र.विकृसस/स्मार्ट/IUFR&UC/ १६५/२०२५

दि.०६/०१/२०२५

प्रति,

मा. प्रमुख,

प्रकल्प अंमलबजावणी कक्ष - कृषि

स्मार्ट प्रकल्प, पुणे.

विषय : आर्थिक वर्ष २०२४-२०२५ च्या १ ऑक्टोबर २०२४ ते ३१ डिसेंबर २०२४ (तृतीय तिमाही)
चा IUFR Report व उपयोगिता प्रमाणपत्र (UC) सादर करणेबाबत.

संदर्भ : लेखा अधिकारी, प्र. अं. क. कृषि, स्मार्ट प्रकल्प पुणे यांचे पत्र जा. क्र.लेखा/ IUFR&UC/२०२१
/२०२४ दि.३०/१२/२०२४.

उपरोक्त संदर्भीय विषयान्वये मा. बाळासाहेब ठाकरे कृषी व्यवसाय व ग्रामीण परिवर्तन (स्मार्ट)
प्रकल्पांतर्गत कार्यरत विभागीय अंमलबजावणी कक्ष - पुणे या कार्यालयाचा आर्थिक वर्ष २०२४-२०२५ च्या १
ऑक्टोबर २०२४ ते ३१ डिसेंबर २०२४ (तृतीय तिमाही) चा IUFR Report व उपयोगिता प्रमाणपत्र (UC)
आपल्या अवलोकनार्थ सविनय सादर करण्यात येत आहे.

सोबत :

१. तृतीय तिमाही - IUFR Report
२. तृतीय तिमाही - उपयोगिता प्रमाणपत्र (UC)

(डी.एस. गावसाने)

प्रमुख, विभागीय अंमलबजावणी कक्ष, तथा
विभागीय कृषि सहसंचालक, पुणे

प्रत - मा. प्रकल्प संचालक, स्मार्ट प्रकल्प, पुणे यांना माहितीस्तव प्रत सविनय सादर.

State of Maharashtra Agri Business & Rural Transformation Project

(IBRD Credit No.90310-IN)

Statement of Sources and Uses of Funds (Over all Activity Position)

Report for the period from 1-Oct-24 To 31-Dec-24

SMART RIU PUNE

Figures in RS.

S- r. N o.	Particulars	Cumulative till date 1 -Apr-18 to 30-Sep-24	For the Quarter 1-Oct -24 to 31-Dec-24	Year till date 1-Apr-24 to 31-Dec-24	Cumulative till date 1 -Apr-18 to 31-Dec-24
A	Sources of Funds (A= B +C)	1,53,26,805.00	28,64,086.00	76,92,837.00	1,81,90,890.00
B	Opening Balance in Hand *		1.00	7,500.00	
C	Receipts	1,53,26,805.00	28,64,085.00	76,85,337.00	1,81,90,890.00
i	Budgetary Grants/ Grants received (Net i.e.after transfer to accounting centers)	1,52,05,122.00	28,64,085.00	76,85,336.00	1,80,69,207.00
	Less:Surrender/Transfer (under Budgetary Grants/ Grants received (Net i.e. after transfer to accounting centers))				
	Net Budgetary Grants				
ii	Receipts from Contractor				
iii	Interest Income				
iv	Other Income	1,21,683.00		1.00	1,21,683.00
D	Uses of Funds (D=E+F+G +H+I+M)	1,53,26,804.00	28,64,085.00	76,92,836.00	1,81,90,889.00
E	Component A: Enhancing Institutional Capacity to Support Agricultural Transformation				
	Subcomponent A.1: Enhancing institutional capacity of the Department of Agriculture				
	Goods				
	Consultancy				
	Training				
	Other				
	Subcomponent A-2: Enhancing institutional capacity of the Department of Marketing				
	Goods				
	Consultancy				
	Training				
	Other				
	Subcomponent A-3: Strengthening capacity for reform measures and joint actions				
	Goods				

S- r. N o.	Particulars	Cumulative till date 1 -Apr-18 to 30-Sep-24	For the Quarter 1-Oct -24 to 31-Dec-24	Year till date 1-Apr-24 to 31-Dec-24	Cumulative till date 1 -Apr-18 to 31-Dec-24
	Grant to CBO				
	Consultancy				
	Training				
	Other				
F	Component B: Expanding Market Access and Supporting Enterprise Growth	23,53,445.00			23,53,445.00
	Subcomponent B.1: Market Access Support	23,53,445.00			23,53,445.00
	Goods				
	Grant to CBO				
	Consultancy				
	Training	23,53,445.00			23,53,445.00
	Other				
	Subcomponent B.2: Enterprise Development Support				
	Goods				
	Consultancy				
	Training				
	Other				
	Subcomponent B.3: Pilot program on Urban Food Systems				
	Goods				
	Grant to CBO				
	Consultancy				
	Training				
	Other				
	Subcomponent B.4: Access to Finance Support				
	Goods				
	Consultancy				
	Training				
	PCGF - Guarantee Fund				
	PCGF - Operating Cost				
	Other				
G	Component C: Building Risk Mitigation Mechanisms				
	Subcomponent C.1: Enhanced market information and intelligence services				
	Goods				
	Consultancy				
	Training				
	Other				

S- r. N o.	Particulars	Cumulative till date 1 -Apr-18 to 30-Sep-24	For the Quarter 1-Oct -24 to 31-Dec-24	Year till date 1-Apr-24 to 31-Dec-24	Cumulative till date 1 -Apr-18 to 31-Dec-24
	Subcomponent C.2: Strengthening the warehouse receipts systems				
	Goods				
	Grant to CBO				
	Consultancy				
	Training				
	Other				
	Subcomponent C3: Price Risk Management Support				
	Goods				
	Grant to CBO				
	Consultancy				
	Training				
	Other				
H	Component D: Project Management, Monitoring and Learning	1,30,07,237.50	28,22,906.00	74,11,917.00	1,58,30,143.50
	Goods	3,53,500.00			3,53,500.00
	Consultancy				
	Training				
	Other	1,26,53,737.50	28,22,906.00	74,11,917.00	1,54,76,643.50
I	Eligible Advance	(-)33,878.50	41,179.00	2,80,919.00	7,300.50
i	Eligible Advance - Mobilization advance received/ refunded (Advance supported by Bank Guarantee)				
ii	Gross Grants To CBO (Thranches)				
	Less : Exp / Return				
	Net Grants To CBO				
iii	Unpaid Deductions	33,878.50	(-)41,179.00	(-)2,80,919.00	(-)7,300.50
J	Closing Funds Available at the end of reporting period (A-D)	1.00	1.00	1.00	1.00
K	Closing Funds as per Books of Accounts	1.00	1.00	1.00	1.00
i	Closing Balance in Hand*	1.00	1.00	1.00	1.00
ii	Advances to Suppliers & Others				
	Advances to Suppliers & Others - Advance to Staff (Unadjusted)				
	Advances to Suppliers & Others - Security Deposit - Electricity				

S- r. N o.	Particulars	Cumulative till date 1 -Apr-18 to 30-Sep-24	For the Quarter 1-Oct -24 to 31-Dec-24	Year till date 1-Apr-24 to 31-Dec-24	Cumulative till date 1 -Apr-18 to 31-Dec-24
	Advances to Suppliers & Others - Security Deposit - Office Premises				
	Advances to Vendors & Others				
L	Difference (J-K)				
M	Ineligible Advance for WB financing				
N	Eligible expenditure for claim(D-M)	1,53,26,804.00	28,64,085.00	76,92,836.00	1,81,90,889.00


* Note: We certify that the above figures are based on the payments made under the SMART project. The necessary supporting documents are retained and available for review.

Date : 6/01/24

अश्विनी अग्रवाल
अभिषेक अग्रवाल तथा
विशाल खलनागार
Prepared By

प्रियंका मोसले
नोडल अधिकारी
विभागीय संलग्नतावली कक्ष
पुणे - स्मार्ट प्रकल्प

डॉ. एस. भावसाणे
मा. प्रमुख, वि. सं. कु. तथा
विकास, पुणे विभाग
पुणे
Approved By



महाराष्ट्र शासन सत्यमेव जयते कृषि विभाग
विभागीय अंमलबजावणी कक्ष, पुणे
विभागीय कृषी सहसंचालक पुणे विभाग यांचे कार्यालय,
पत्ता: कृषि भवन, 6 वा मजला, DTC सेंटर, एरंडवणे, पुणे
ई मेल :-pune.riu.smart@gmail.com

जा.क्र.विकसस/स्मार्ट/UC/ १६८ /२०२५


दि. ०६/०१/२०२५

UTILIZATION CERTIFICATE (UC)

State of Maharashtra Agri Business & Rural Transformation Project
Utilization Certificate (UC) Period 01st October 2024 – 31st December, 2024

Name of the RIU - Regional Implementation Unit-Pune

Sr. No.	Fund Limit Order no. & date	Object Code	Amount Rs. in lakhs.	Remarks
1.	१) मा. प्रकल्प संचालक, स्मार्ट प्रकल्प पुणे यांचे पत्र जा. क्र, स्मार्ट/पीसीएमयु/लेखा/ निधी मर्यादा/२८९८/२०२४ दि. २९/१०/२०२४. २) मा. प्रकल्प संचालक, स्मार्ट प्रकल्प पुणे यांचे पत्र जा. क्र, स्मार्ट/पीसीएमयु/लेखा/ निधीमर्यादा/२९६८/२०२४ दि. १८/११/२०२४. ३) मा. प्रकल्प संचालक, स्मार्ट प्रकल्प पुणे यांचे पत्र जा. क्र, स्मार्ट/पीसीएमयु/लेखा/ निधी मर्यादा/३२०५/२०२४ दि. २७/१२/२०२४.	31- Grants in Aid	28,64,085/-	Certified that total amount Rs. 39.47 Lakh (In Words - Thirty Nine lakh Forty Seven Thousand Rupees Only) received for object code 31-Grants in Aid, during the period 01 October 2024 to 31 December 2024, and Rs. 28,64,085 Lakh (In Words - Twenty Eight lakh Sixty Four Thousand Eighty Five Rupees Only) has been utilized for the purpose which has been sanctioned.
2.	१) मा. प्रकल्प संचालक, स्मार्ट प्रकल्प पुणे यांचे पत्र जा. क्र, स्मार्ट/पीसीएमयु/लेखा/ निधी मर्यादा/२८९८/२०२४ दि. २९/१०/२०२४. २) मा. प्रकल्प संचालक, स्मार्ट प्रकल्प पुणे यांचे पत्र जा. क्र, स्मार्ट/पीसीएमयु/लेखा/ निधीमर्यादा/२९६८/२०२४ दि. १८/११/२०२४. ३) मा. प्रकल्प संचालक, स्मार्ट प्रकल्प पुणे यांचे पत्र जा. क्र, स्मार्ट/पीसीएमयु/लेखा/ निधी मर्यादा/३२०५/२०२४ दि. २७/१२/२०२४.	33- Subsidy	Nil	Certified that total amount Rs. 00.00 (In Words - Nil Rupees Only) received for object code 33-Subsidy, during the period 01 October 2024 to 31 December 2024, and Rs. 00.00 Lakh (In Words - Nil Rupees Only) has been utilized for the purpose which has been sanctioned.
Total			28,64,085/-	


Head

Regional Implementation Unit - Pune



महाराष्ट्र शासन कृषि विभाग
विभागीय अंमलबजावणी कक्ष, पुणे
विभागीय कृषी सहसंचालक पुणे विभाग यांचे कार्यालय,
पत्ता: कृषि भवन, ६ वा माळा, डी.टी.सी. सेंटर, एरंडवणे, पुणे
दूरध्वनी : (०२०) २५५३८८९५ ई मेल :-pune.riu.smart@gmail.com

जा.क्र.विकृसस/स्मार्ट/लेखा/IUFR-UC/ 2833/२०२५

दि.२४/०४/२०२५

प्रती,
मा. प्रमुख,
प्रकल्प अंमलबजावणी कक्ष -कृषि
स्मार्ट प्रकल्प, पुणे.

विषय: आर्थिक वर्ष २०२४ - २५ मधील चतुर्थ तिमाहीचा Interim Unaudited Financial Report
व Q ४ चे उपयोगिताप्रमाणपत्र (UC) सादर करणे बाबत..

मा. महोदय,

स्मार्ट प्रकल्पांतर्गत कार्यरत विभागीय अंमलबजावणी कक्ष, पुणे या कार्यालयाचा आर्थिक वर्ष
२०२४-२५ मधील चतुर्थ तिमाहीचा Interim Unaudited Financial Report व वार्षिक उपयोगिता प्रमाणपत्र
(UC)(Q ४ - आर्थिक वर्ष २०२४-२५) आपल्या अवलोकनार्थ सविनय सादर करण्यात येत आहे.

सोबत :

१. Interim Unaudited Financial Report : Q-४
२. उपयोगिता प्रमाणपत्र (Q ४ - आर्थिक वर्ष २०२४-२५)
३. PFS Report

(डी. एस. गावसाने)

मा.प्रमुख, विभागीय अंमलबजावणी कक्ष, तथा
विभागीय कृषि सहसंचालक, पुणे
स्मार्टप्रकल्प,

प्रत -१) मा. अतिरिक्त प्रकल्प संचालक, स्मार्ट प्रकल्प ,पुणे यांना माहितीस्तव प्रत सविनय सादर

२) मा. वित्त विशेषज्ञ, स्मार्ट प्रकल्प ,पुणे यांना माहितीस्तव प्रत सविनय सादर

विभागीय कृषी सहसंचालक पुणे विभाग यांचे कार्यालय,

PARTNERSHIP FOR PROSPERITY

पत्ता: 6 वा मजला, DTC सेंटर, एरंडवने, पुणे

दूरध्वनी : (०२०) २५५३८८९५ ई मेल :-pune.riu.smart@gmail.com

जा.क्र.विकसस/स्मार्ट/UC/ 2803/२०२५-२६

दि. 28/०४/२०२५


UTILIZATION CERTIFICATE (UC)

State of Maharashtra Agri Business & Rural Transformation Project

Utilization Certificate (UC) Period January 01, 2025-March 31, 2025

Utilization Certification of Regional Implementation Unit-Pune

Sr No.	Fund Limit Order no.& date	Object Code	Amount Rs.in lacs.	Remarks
1.	3205/2024- 27/12/2024 323/2025- 17/02/2025 657/2025- 27/03/2025	31- Grants in Aid	69.82	Certified that total amount Rs.69.82 Lacs (Rupees Sixty Nine lakh Eighty Two Thousand Only) received for object code 31-Grants in Aid, during the period 01 Jan 2025 to 31 March 2025, and amount Rs.24.44 Lacs (Rupees Twenty Four lakh Fourty Four Thousand Only) has been utilized for the purpose which has been sanctioned.
2.		33-Subsidy	Nil	Certified that total amount Rs. 00.00 lacs (Rupees Nil Only) received for object code 33-Subsidy, during the period 01 Jan 2025 to 31 March 2025 and has been utilized for the purpose which has been sanctioned.
Total			69.82	




Head


Regional Implementation Unit – Pune

ANNEXURE 20-A
State of Maharashtra Agri Business & Rural Transformation Project
IBRD Credit No.90310-IN
Statement of Sources and Application of Funds
Report for the period from 1-Apr-24 To 31-Mar-25
SMART RIU PUNE


Particulars	Previous Year Project till date (1-Apr-18 to 31-Mar-24)	Current Year (1-Apr-24 to 31-Mar-25)	(Amount in Rupees) Project till date (1-Apr-18 to 31-Mar-25)
Opening Balance, (if cash balances are controlled by the entity) (A)		7,500.00	
Receipts			
Funds received from Government through Budget (These will include external assistance received by Government of the project)	1,03,83,871.00	1,02,65,736.00	2,06,49,607.00
Less: Grant transferred to accounting centre/ surrendered			
Net Grants received	1,03,83,871.00	1,02,65,736.00	2,06,49,607.00
CSR Funds received			
Inpaid Retentions			
Retentions/Deductions made from payment	2,73,618.50	(-)1,37,764.00	1,35,854.50
Other Retentions received			
Interest Income			
Other Receipts			
Total Receipts (B)	1,06,57,489.50	1,01,27,972.00	2,07,85,461.50
Total Sources (S= A + B)	1,06,57,489.50	1,01,35,472.00	2,07,85,461.50
Eligible Expenditure (through Government funds)	1,07,71,671.50	98,56,840.00	2,06,28,511.50
Eligible Expenditure (through Government project funds - OLI Exp)			
Eligible Expenditure out of CSR Funds			
Mobilization Advance(eligible for re-imbursement)			
Grant advance to CBO (UC not yet submitted for these grants. Eligible for reimbursement)			
Payments ineligible for reimbursement			
Advances			
Security Deposit			
Ineligible expenditure for VB financing			

Particulars	Previous Year Project till date (1-Apr-18 to 31-Mar-24)	Current Year (1-Apr-24 to 31 -Mar-25)	Project till date (1-Apr-18 to 31-Mar-25)
Total of Ineligible expenditure			
Total Expenditure (D)	1,07,71,671.50	98,56,840.00	2,06,28,511.50
Bank Balance	7,500.00	1.00	1.00


(આચાર્ય કામગીરી)
અધ્યાપક તથા વિશ્વવિદ્યાલય સંચાલક


(દોષ્ટ્રીની સપ્તકાંઠ)
સચિયત્રેજ પ્રુક્ષાપત્ર
કે પદ્મ સર્જ

(પ્રિયંકા ગોસ્વામી)
મા. નેહલકા ચિત્રાર્ક
RIV (કામગીરી પ્રુક્ષાપત્ર)


(કે. રામ. ગાવલને)
મા. પ્રમુખ કિ. ડી. કે. તથા
વિદ્યાર્થી પ્રુક્ષાપત્ર
પ્રુક્ષા

ate :

repared By

Approved By

State of Maharashtra Agri Business & Rural Transformation Project
(IBRD Credit No.90310-IN)
Statement of Sources and Uses of Funds (Over all Activity Position)
Report for the period from 1-Jan-25 To 31-Mar-25
SMART RIU PUNE

Figures in RS.

	Particulars	Cumulative till date 1 -Apr-18 to 31-Dec-24	For the Quarter 1-Jan -25 to 31-Mar-25	Year till date 1-Apr-24 to 31-Mar-25	Cumulative till date 1 -Apr-18 to 31-Mar-25
A	Sources of Funds (A= B +C)	1,81,90,890.00	25,80,401.00	1,02,73,237.00	2,07,71,290.00
B	Opening Balance in Hand*		1.00	7,500.00	
C	Receipts	1,81,90,890.00	25,80,400.00	1,02,65,737.00	2,07,71,290.00
i	Budgetary Grants/ Grants received (Net i.e. after transfer to accounting centers)	1,80,69,207.00	25,80,400.00	1,02,65,736.00	2,06,49,607.00
	Less: Surrender/Transfer (under Budgetary Grants/ Grants received (Net i.e. after transfer to accounting centers))				
	Net Budgetary Grants				
ii	Receipts from Contractor				
iii	Interest Income				
v	Other Income	1,21,683.00		1.00	1,21,683.00
D	Uses of Funds (D=E+F+G +H+I+M)	1,81,90,889.00	23,01,768.00	99,94,604.00	2,04,92,657.00
E	Component A: Enhancing Institutional Capacity to Support Agricultural Transformation				
	Subcomponent A.1: Enhancing institutional capacity of the Department of Agriculture				
	Goods				
	Consultancy				
	Training				
	Other				
	Subcomponent A-2: Enhancing institutional capacity of the Department of Marketing				
	Goods				
	Consultancy				
	Training				
	Other				
	Subcomponent A-3: Strengthening capacity for reform measures and joint actions				
	Goods				
	Grant to CBO				

Particulars	Cumulative till date 1 -Apr-18 to 31-Dec-24	For the Quarter 1-Jan -25 to 31-Mar-25	Year till date 1-Apr-24 to 31-Mar-25	Cumulative till date 1 -Apr-18 to 31-Mar-25
Consultancy				
Training				
Other				
Component B: Expanding Market Access and Supporting Enterprise Growth	23,53,445.00			23,53,445.00
Subcomponent B.1: Market Access Support	23,53,445.00			23,53,445.00
Goods				
Grant to CBO				
Consultancy				
Training	23,53,445.00			23,53,445.00
Other				
Subcomponent B.2: Enterprise Development Support				
Goods				
Consultancy				
Training				
Other				
Subcomponent B.3: Pilot program on Urban Food Systems				
Goods				
Grant to CBO				
Consultancy				
Training				
Other				
Subcomponent B.4: Access to Finance Support				
Goods				
Consultancy				
Training				
PCGF - Guarantee Fund				
PCGF - Operating Cost				
Other				
Component C: Building Risk Mitigation Mechanisms				
Subcomponent C.1: Enhanced market information and intelligence services				
Goods				
Consultancy				
Training				
Other				

Particulars	Cumulative till date 1 -Apr-18 to 31-Dec-24	For the Quarter 1-Jan -25 to 31-Mar-25	Year till date 1-Apr-24 to 31-Mar-25	Cumulative till date 1 -Apr-18 to 31-Mar-25
Consultancy				
Training				
Other				
Component B: Expanding Market Access and Supporting Enterprise Growth	23,53,445.00			23,53,445.00
Subcomponent B.1: Market Access Support	23,53,445.00			23,53,445.00
Goods				
Grant to CBO				
Consultancy				
Training	23,53,445.00			23,53,445.00
Other				
Subcomponent B.2: Enterprise Development Support				
Goods				
Consultancy				
Training				
Other				
Subcomponent B.3: Pilot program on Urban Food Systems				
Goods				
Grant to CBO				
Consultancy				
Training				
Other				
Subcomponent B.4: Access to Finance Support				
Goods				
Consultancy				
Training				
PCGF - Guarantee Fund				
PCGF - Operating Cost				
Other				
Component C: Building Risk Mitigation Mechanisms				
Subcomponent C.1: Enhanced market information and intelligence services				
Goods				
Consultancy				
Training				
Other				

Particulars	Cumulative till date 1 -Apr-18 to 31-Dec-24	For the Quarter 1-Jan -25 to 31-Mar-25	Year till date 1-Apr-24 to 31-Mar-25	Cumulative till date 1 -Apr-18 to 31-Mar-25
Subcomponent C.2: Strengthening the warehouse receipts systems				
Goods				
Grant to CBO				
Consultancy				
Training				
Other				
Subcomponent C3: Price Risk Management Support				
Goods				
Grant to CBO				
Consultancy				
Training				
Other				
H Component D: Project Management, Monitoring and Learning	1,58,30,143.50	24,44,923.00	98,56,840.00	1,82,75,066.50
Goods	3,53,500.00			3,53,500.00
Consultancy				
Training				
Other	1,54,76,643.50	24,44,923.00	98,56,840.00	1,79,21,566.50
I Eligible Advance	7,300.50	(-)1,43,155.00	1,37,764.00	(-)1,35,854.50
Eligible Advance - Mobilization advance received/ refunded (Advance supported by Bank Guarantee)				
ii Gross Grants To CBO (Tranches)				
Less : Exp / Return				
Net Grants To CBO				
iii Unpaid Deductions	(-)7,300.50	1,43,155.00	(-)1,37,764.00	1,35,854.50
J Closing Funds Available at the end of reporting period (A-D)	1.00	2,78,633.00	2,78,633.00	2,78,633.00
K Closing Funds as per Books of Accounts	1.00	1.00	1.00	1.00
i Closing Balance in Hand*	1.00	1.00	1.00	1.00
ii Advances to Suppliers & Others				
Advances to Suppliers & Others - Advance to Staff (Unadjusted)				
Advances to Suppliers & Others - Security Deposit - Electricity				

Particulars

Cumulative till date 1 For the Quarter 1-Jan Year till date 1-Apr-24 Cumulative till date 1
 -Apr-18 to 31-Dec-24 -25 to 31-Mar-25 to 31-Mar-25 -Apr-18 to 31-Mar-25

Advances to Suppliers & Others - Security Deposit - Office Premises				
Advances to Vendors & Others				
- Difference (J-K)		2,78,632.00	2,78,632.00	2,78,632.00
A Ineligible Advance for WB financing				
Eligible expenditure for claim(D-M)	1,81,90,889.00	23,01,768.00	99,94,604.00	2,04,92,657.00

*Accountant/
Economics
PZU Pune.*

*MIS Expert
PZU SMART*

*Head of office, PZU
SMART, Pune.*

*Head,
PZU Pune*

Note: We certify that the above figures are based on the payments made under the SMART project. The necessary supporting documents are retained and available for review.

date :

prepared By

Approved By

SMART RIU PUNE

Trial Balance

1-Jan-25 to 31-Mar-25

Page 1

Particulars	Opening Balance	Nett Transactions	Closing Balance
Current Liabilities			
Sundry Creditors	1,81,83,589.50 Cr	24,44,923.00 Cr	2,06,28,512.50 Cr
CL.1) Unpaid Deductions		2,78,632.00 Dr	2,78,632.00 Dr
CL.3) Other Liabilities	7,300.50 Dr	1,43,155.00 Cr	1,35,854.50 Cr
CL.4) Project Grants	1,21,683.00 Cr		1,21,683.00 Cr
	1,80,69,207.00 Cr	25,80,400.00 Cr	2,06,49,607.00 Cr
Current Assets			
Bank Accounts	1,81,83,589.50 Dr	24,44,923.00 Dr	2,06,28,512.50 Dr
CA.5) Project Expenditure	1.00 Dr		1.00 Dr
CA.5.3) Eligible Expenditure for WB financing	1,81,83,588.50 Dr	24,44,923.00 Dr	2,06,28,511.50 Dr
CA.5.3.B) Supporting Enterprise Growth & Expanding Market Access	1,81,83,588.50 Dr	24,44,923.00 Dr	2,06,28,511.50 Dr
CA.5.3.D) Project Management Monitoring & Learning	23,53,445.00 Dr		23,53,445.00 Dr
CA.5.3.D1) Investment Costs-Project Management Monitoring & Learning	1,58,30,143.50 Dr	24,44,923.00 Dr	1,82,75,066.50 Dr
CA.5.3.D2) Recurrent Costs (PCMU/PIU/RIU/DIU)	3,53,500.00 Dr		3,53,500.00 Dr
CA.5.3.D2.1) Government Staff Salary (PCMU/PIU/RIU/DIU)	1,54,76,643.50 Dr	24,44,923.00 Dr	1,79,21,566.50 Dr
CA.5.3.D2.2) Contractual Staff Salary (PCMU/PIU/RIU/DIU)	48,19,835.00 Dr	5,86,033.00 Dr	54,05,868.00 Dr
CA.5.3.D2.4) Admin and operating cost (PCMU/ PIU/ RIU/ DIU)	94,43,927.00 Dr	16,38,330.00 Dr	1,10,82,257.00 Dr
	12,12,881.50 Dr	2,20,560.00 Dr	14,33,441.50 Dr
Grand Total			

SMART RIU PUNE

Trial Balance

1-Apr-24 to 31-Mar-25

Page 1

Particulars	Opening Balance	Nett Transactions	Closing Balance
Current Liabilities	1,07,79,171.50 Cr	98,49,341.00 Cr	2,06,28,512.50 Cr
Sundry Creditors		2,78,632.00 Dr	2,78,632.00 Dr
CL.1) Unpaid Deductions	2,73,618.50 Cr	1,37,764.00 Dr	1,35,854.50 Cr
CL.3) Other Liabilities	1,21,682.00 Cr	1.00 Cr	1,21,683.00 Cr
CL.4) Project Grants	1,03,83,871.00 Cr	1,02,65,736.00 Cr	2,06,49,607.00 Cr
Current Assets	1,07,79,171.50 Dr	98,49,341.00 Dr	2,06,28,512.50 Dr
Bank Accounts	7,500.00 Dr	7,499.00 Cr	1.00 Dr
CA.5) Project Expenditure	1,07,71,671.50 Dr	98,56,840.00 Dr	2,06,28,511.50 Dr
CA.5.3) Eligible Expenditure for WB financing	1,07,71,671.50 Dr	98,56,840.00 Dr	2,06,28,511.50 Dr
CA.5.3.B) Supporting Enterprise Growth & Expanding Market Access	23,53,445.00 Dr		23,53,445.00 Dr
CA.5.3.D) Project Management Monitoring & Learning	84,18,226.50 Dr	98,56,840.00 Dr	1,82,75,066.50 Dr
CA.5.3.D1) Investment Costs-Project Management Monitoring & Learning	3,53,500.00 Dr		3,53,500.00 Dr
CA.5.3.D2) Recurrent Costs (PCMU/PIU/RIU/DIU)	80,64,726.50 Dr	98,56,840.00 Dr	1,79,21,566.50 Dr
CA.5.3.D2.1) Government Staff Salary (PCMU/PIU/RIU/DIU)	21,30,708.00 Dr	32,75,160.00 Dr	54,05,868.00 Dr
CA.5.3.D2.2) Contractual Staff Salary (PCMU/PIU/RIU/DIU)	51,88,867.00 Dr	58,93,390.00 Dr	1,10,82,257.00 Dr
CA.5.3.D2.4) Admin and operating cost (PCMU/ PIU/ RIU/ DIU)	7,45,151.50 Dr	6,88,290.00 Dr	14,33,441.50 Dr
Grand Total			