

BPL ENGINEERS

W-257, S Block, Near Indrayani Nagar, MIDC Bhosari, Pune-411026
Contact: Mobile -8830089132, Email: bplengineers.weighbridge@gmail.com

Date: 30-09-2022

Quotation No: SEPT/31/2022-2

QUOTATION

TO

M/s. Yuvan Farmer Producer Company Ltd.
At: Khadak Malegaon, Dist-Nashik, Maharashtra.

Sub - Quotation For BPL Make Fully Electronics Weigh Bridge

We BPL Engineers manufacturing all types of weighing machines since 27 year
With reference to your enquiry for an "BPL" Make Electronic Weigh Bridge
We take pleasure to quote for the same :-

Type:- Pit / Pitless Type

"BPL" Make Fully Electronics Weigh Bridge

Capacity	Least Count	Platform Size	Qty
1) 100 Tons Using 8 nos Loadcells of 30 Tons Each	20 Kg	15 M * 3 M	1 no

Specifications :-

Structure:- Weighbridge Bottom Deck should be fabricated of suitable heavy steel
Sections made of beam ISMB & M.S. plate 10 mm thick on top with anti
skid strips.

Load cells & Accessories:-

- The Load cells used are of Double Ended Shear Beam & are certified IP-68 quality standards.
- Mounting kits for Load cells & foundation pedestals.
to safeguarded against lateral & sway moments.

Indicator Headwork :-






- A Complete Software loaded I.T Digitiser with All the necessary data feeding facility such as Truck No, Material details, Party Name etc via its 101 keys keyboard.
- 1 no Jumbo Display(2 inch) for driver viewing.
- Software will have a facility to generate various reports such as monthly Repo Truck wise, Item Wise, & Party Wise Reports

Co

BPL ENGINEERS

W-257, S Block, Near Indrayani Nagar, MIDC Bhosari, Pune-411026
 Contact: Mobile -8830089132, Email: bplengineers.weighbridge@gmail.com
 (2)

ACCESSORIES INCLUDED WITH WEIGHBRIDGE

DESCRIPTION / MATERIAL LIST	PHOTO	QTY.
WEIGHBRIDGE PLATFORM STRUCTURE <ul style="list-style-type: none"> • All Material will be IS 2062 Grade • Painting: 2 Coat Primer with Enamel Paint (Motor Rigger Type) • All Standard Item Assembly, Nut & Bolts, Foundation Plates etc 		01
HEAVY-DUTY LOAD CELL <ul style="list-style-type: none"> • Digital Type Load Cell • IP 68 Protected Load Cell • In-built Lightning & Surge Protection 		As per Platfo Size
ELECTRONICS DIGITIZER (SMART INTELLIGENT TERMINAL SYSTEM) <ul style="list-style-type: none"> • Dual range system in which scale capacity is divided in two ranges with different division sizes • Three-step calibration to achieve perfect and error free calibration • Smart calibration to provide correction for small weight errors • Actual weight display at power ON • Auto zero tracking • Weight tracking to generate stable weight on display in loaded platform condition • Decimal point selectable • Averaging of internal counts to achieve stable and accurate weight • Password for security • String selection with different communication parameters can be factory set as per user's requirement for interfacing the indicator with computer software. • RS232 serial protocol & parameters are field changeable to make the indicator output compatible with other makes of indicator. 		01
JUNCTION BOX (SUMMATION BOX) <ul style="list-style-type: none"> • High Protection Junction Box with GD Tubes & Built in Surge & Lightning Protection made of ABS plastic. • Water Proof Cable PG-9 Gland (IP67 Protected). 		
OUT DOOR JUMBO DISPLAY <ul style="list-style-type: none"> • 2.3 Inches RED LED Display with Data Cable & SMPS Power Supply. 		
LOAD CELL CABLE (SHIELDED) - Junction Box to Digitizer	4 Core Shielded	
ACCESSORIES (CABLE, CONNECTORS & DATA SIGNAL CABLE ETC....)	Standard Accessories	